

State Water Commission (SWC) Meeting

April 9, 2020 – 12:30 p.m. CT

Please join via phone:

Dial-in Number: (267) 930-4000

Participant Access: 659-091-412

PLEASE NOTE: ALL LINES WILL BE MUTED AND REMAIN MUTED DURING CALL

REVISED AGENDA

- A. Roll Call
- B. Consideration of Agenda
- C. Consideration of Draft Minutes of Following Meetings:
 - 1. **SWC meeting of February 13, 2020** **
 - 2. **SWC joint subcommittee meeting of March 12, 2020** **
- D. SWC Financial Reports
- E. **Strategic Governance and Finance Study Request for Proposal** **
- F. Policy and Applications
 - 1. **Economic Analysis Results** **
 - 2. **Dam Safety Cost-Share** **
 - 3. Cost-Share Application – Detailed Project Costs
 - 4. Water Development Plan Update
- G. State Cost-Share Requests
 - Water Supply
 - 1. Water Supply Funding Summary
 - 2. **Parshall – Water Tower Storage: \$1,323,000** **
 - 3. **Dickinson – North Annexation Water Supply: \$856,400** **
 - 4. **Valley City – Water Treatment Plant Membrane Replacement: \$578,000** **
 - Rural Water
 - 5. Rural Water Funding Summary
 - 6. **Agassiz Water Users District – System Expansion: \$2,716,250** **
 - 7. **Dakota Rural Water District – 2019 Expansion: \$4,188,750** **
 - 8. **McLean-Sheridan Water District – Expansion Phase 1: \$4,652,925** **
 - Federal MR&I
 - 9. Federal MR&I Water Supply Program – Five Year Plan 2020-2024
 - 10. **Northeast RWD – Expansion Phase 2: \$750,000** **
 - 11. **Northwest Area Water Supply – FY2020: \$15,655,000** **
 - 12. **Eastern North Dakota Alternative Water Supply – EIS: \$345,000** **
 - General Water
 - 13. General Water Funding Summary
 - 14. **Pembina County WRD – Weiler Dam: \$118,924** **
 - 15. **Golden Valley WRD – Odland Dam: \$198,600** **
 - 16. **Sargent County WRD - Silver Lake Dam: \$53,973** **

Rural Food Control

- 17. Flood Control Funding Summary
- 18. **Pembina County WRD - Drain 39: \$210,928** **
- 19. **Traill County WRD – Camrud Drainage Improvement: \$812,925** **
- 20. **Grand Forks-Traill County Joint WRD – Thompson Drainage: \$688,107** **
- 21. **McLean County WRD – Fort Mandan/4H Camp Access Road: \$67,996** **

Flood Control

- 22. **Maple River WRD – Davenport Flood Risk Reduction: \$104,180** **
- 23. **Valley City – Preliminary Design Engineering for CLOMR: \$1,275,000** **

H. Interim State Engineer - Temporary Salary Increase Effective April 1 **

I. Project Updates (Informational Only – no presentations)

- 1. Devils Lake
- 2. Missouri River
- 3. Mouse River
- 4. NAWS and Contract 2-4B
- 5. SWPP

J. Legal Updates (Informational Only – no presentations)

K. Adjourn

**** BOLD ITEMS REQUIRE SWC ACTION**

To provide telephone accessibility to the State Water Commission meeting for those people who are deaf, hard of hearing, deaf and/or blind, and speech disabled, please contact Relay North Dakota, and reference ... TTY-Relay ND ... 1-800-366-6888, or 711.

MINUTES

North Dakota State Water Commission Bismarck, North Dakota

April 9, 2020

The North Dakota State Water Commission (SWC or Commission) held a meeting via telephone conference on April 9, 2020. Lt. Governor Sanford called the meeting to order at 12:34 p.m. A quorum was present.

STATE WATER COMMISSION MEMBERS PRESENT:

Lt. Governor Sanford, Chairman
Doug Goehring, Commissioner, ND Department of Agriculture
Michael Anderson, Hillsboro
Katie Hemmer, Jamestown
Richard Johnson, Devils Lake
Mark Owan, Williston
Matthew Pedersen, Valley City
Jay Volk, Bismarck
Steven Schneider, Dickinson

STATE WATER COMMISSION MEMBERS ABSENT:

Jason Zimmerman, Minot

OTHERS PRESENT:

John Paczkowski, Interim State Engineer, and Chief Engineer-Secretary
SWC Staff
Jennifer Verleger, General Counsel, Attorney General's Office
Reice Haase, Policy Advisor, Governor's Office
Approximately 75 people joined the call

CONSIDERATION OF AGENDA

The agenda for the April 9, 2020, SWC meeting was approved as presented.

CONSIDERATION OF DRAFT MEETING MINUTES FOR FEBRUARY 13, 2020, AND MARCH 12, 2020, MEETINGS

The draft minutes for the February 13 and March 12, 2020, meetings were reviewed. There were no modifications.

It was moved by Commissioner Hemmer, seconded by Commissioner Owan, and unanimously carried, that the minutes for February 13 and March 12, 2020, be approved as presented.

STATE WATER COMMISSION FINANCIAL REPORTS

The allocated program expenditures for the period ending February 29, 2020, were presented by Heide Delorme, Director of Administrative Services. The total expenditures were within the authorized budget amounts.

A bar chart summarizing project expenditures and commitments and Project Summary for the 2019-2021 Biennium, **APPENDIX A**, provided information on the committed and uncommitted funds from the Resources Trust Fund and the Water Development Trust Fund. The final summary for projects showed approved projects totaling \$476,345,135 with expenditures of \$82,331,718. A balance of \$226,385,005 remains available to commit to projects in the 2019-2021 biennium.

The oil extraction tax deposits into the Resources Trust Fund total \$146,231,991 through March 2020 and are \$4,520,576 or 3.2 percent above budgeted revenues. The budgeted revenue for the biennium is \$433 million.

STRATEGIC GOVERNANCE AND FINANCE STUDY **REQUEST FOR QUALIFICATIONS (RFQ)**

Jon Kelsch, Water Development Division Director, provided an update on the revised RFQ for the Strategic Governance and Finance Study based on recent Commission discussion and input from the Governor's office. The RFQ is attached as **APPENDIX B**.

After discussion, the Commission made a motion that the RFQ be approved as written with the following amendments:

It was moved by Commissioner Owan and seconded by Commissioner Anderson that the RFQ be amended to: 1) add language in 3.01 Scope of Work to include "as goal of study to stretch the state's dollars;" 2) add a definition of Regional Water Supply Project; and, 3) adjust the 1.03 RFQ Schedule.

Commissioners Anderson, Hemmer, Johnson, Owan, Pedersen, Schneider, Volk, Goehring, and Lt. Governor Sanford voted aye. There were no nay votes. Lt. Governor Sanford announced the motion carried.

ECONOMIC ANALYSIS (EA) RESULTS

Dr. Duane Pool, Resource Economist, presented two options for consideration related to the use of EA results as part of cost-share considerations. After discussion, the Commission determined the benefit-to-cost (BC) ratio be used as a percentage of the maximum allowable cost-share percentage for those projects with a ratio of less than one (1). Projects with a BC ration of one (1) or greater are eligible for maximum cost-share, per policy. The Commission clarified it was able to deviate from policy and exceptions could be made according to SWC policy.

The following motion was made:

It was moved by Commissioner Johnson and seconded by Commissioner Volk that 1) the Commission establish in the SWC's Project Funding Policy, Procedure, and General Requirements that projects with BC ratios of 1 or higher be eligible for maximum allowable cost-share per project type and policy, and 2) projects with BC ratios less than 1 would have BC ratios used as a percentage of allowable cost-share (eligible costs x cost-share percentage x BC ratio).

Commissioners Anderson, Johnson, Owan, Pedersen, Schneider, Volk, Goehring, and Lt. Governor Sanford voted aye. Commissioner Hemmer voted nay. Lt. Governor Sanford announced the motion carried.

DAM SAFETY COST-SHARE

Pat Fridgen, Planning and Education Division Director, presented options the Commission previously reviewed at the March subcommittee meeting related to the dam safety, repair, and removal policy. Commissioners expressed the most interest in having all eligible deficiencies at dams resulting in the need for repair, removal, or rehabilitation be eligible for a percentage less than 75 percent, regardless of "threat to public safety" with a cost-share set at 60 percent. Mitigation of the roller effect at low head dams would remain at 75 percent.

Pat clarified that the change in policy would be effective immediately. Commissioner Johnson wanted to ensure project sponsors were aware of the change. After discussion, the following motion was made:

It was moved by Commissioner Hemmer and seconded by Commissioner Owan that the SWC's Project Funding Policy, Procedure, and General Requirements be revised as written in APPENDIX C. The policy revision is effective immediately.

Commissioners Anderson, Hemmer, Johnson, Owan, Pedersen, Schneider, Volk, Goehring, and Lt. Governor Sanford voted aye. There were no nay votes. Lt. Governor Sanford announced the motion carried.

COST-SHARE APPLICATION – DETAILED PROJECT COSTS

Pat Fridgen discussed further revisions made to the cost-share application checklist sponsors complete and submit with cost-share applications. Revisions to delineation of project costs were developed to provide additional details as requested by Commissioners. The revised checklist is available on the SWC website for sponsors' use.

WATER DEVELOPMENT PLAN UPDATE

Pat Fridgen stated that the deadline for sponsors to provide projects for inclusion in the 2021 Water Development Plan was extended to May 20, 2020, because of recent Covid-19 restrictions.

STATE COST-SHARE REQUESTS

Jeffrey Mattern, Engineer Manager, presented summaries of the Water Supply and Rural Water Funding, and cost-share requests for Water Supply, Rural Water, and Federal MR&I projects.

WATER SUPPLY PROJECTS:

CITY OF PARSHALL - WATER TOWER STORAGE: \$1,323,000 (SWC Project No. 2050PAR)

Parshall submitted a cost-share request for constructing a new 500,000-gallon elevated water tower and updating the booster station pumps.

The life cycle cost analysis considered three alternatives and the preferred alternative was a new elevated tower and pump upgrade at the current reservoir site.

Parshall plans to fund the local share of the project through their industrial water sales and the Drinking Water State Revolving Loan Fund. The estimated total cost is \$2,235,600.

The project is in the 2019 Water Plan and meets requirements of the Commission's cost-share policy for municipal water supply projects. The recommendation was to provide cost-share at 60 percent of eligible costs, in the amount of \$1,323,000.

It was moved by Commissioner Owan and seconded by Commissioner Pedersen the Commission approve the request of Parshall for state cost-share participation at 60 percent of eligible costs for the water storage project at an amount not to exceed \$1,323,000. The approval is contingent on available funding for the 2019-2021 biennium.

Commissioners Anderson, Hemmer, Johnson, Owan, Pedersen, Schneider, Volk, Goehring, and Lt. Governor Sanford voted aye. There were no nay votes. Lt. Governor Sanford announced the motion carried.

**CITY OF DICKINSON –
NORTH ANNEXATION WATER SUPPLY: \$856,400
(SWC Project No. 2050DIK)**

Dickinson requested cost-share to extend their municipal distribution line into a 75-acre industrial subdivision to the north of Dickinson and add 43 connections. Dickinson previously received cost-share of \$600,000 for the construction of a trunk main line to the area and the current project for 6-inch to 12-inch watermain will connect to that existing 12-inch line. This area is currently being served by Southwest Water Authority, but has limited flow capacity and inadequate water for fire suppression for the area.

The life cycle cost analysis considered two alternatives with the preferred alternative to extend Dickinson's watermain service to the area.

Dickinson plans to fund the local share of the project through oil impact funds in lieu of raising user water rates. The estimated total cost is \$1,470,288.

The project was not in the 2019 Water Plan, but meets requirements of the Commission's cost-share policy for municipal water supply projects. The recommendation was to provide cost-share at 60 percent of eligible costs, in the amount of \$856,400.

It was moved by Commissioner Volk and seconded by Commissioner Johnson the Commission approve the request of Dickinson for state cost-share participation at 60 percent of eligible costs for the north annexation water supply project at an amount not to exceed \$856,400. The approval is contingent on available funding for the 2019-2021 biennium.

Commissioners Anderson, Hemmer, Johnson, Owan, Pedersen, Schneider, Volk, Goehring, and Lt. Governor Sanford voted aye. There were no nay votes. Lt. Governor Sanford announced the motion carried.

**CITY OF VALLEY CITY –
WATER TREATMENT PLANT MEMBRANE REPLACEMENT: \$867,607
(SWC Project No. 2050VAL)**

Valley City requested cost-share of 90 percent to replace membrane filters in three of the four treatment trains at the water treatment plant. Membrane filters are typically considered a maintenance expense, and are not eligible for state cost-share. However, Valley City asserts that pumping Devils Lake water into the Sheyenne River, along with deficiencies in the original treatment plant system design, resulted in premature fouling of the filter membranes, and decreased capacity of the water treatment plant. Valley City withdraws water from the Sheyenne River, and a groundwater source directly connected to the river.

In February 2018, Valley City received cost-share of \$586,350, or 90 percent of the cost to replace the membranes in one of the treatment trains, and installation of a pretreatment process. After the plant enhancements, the new membrane module was monitored for one-year and has been found to have no decrease in permeability and no increase in transmembrane pressure. Based on these positive results, Valley City requested replacement of the remaining three treatment train membranes, which are functioning at decreased levels.

The life cycle cost analysis considered two alternatives with the preferred alternative for the membrane replacement of the filters for the remaining three treatment trains. The quoted cost of the filter membranes is \$964,000.

The project was not in the 2019 Water Development Plan, and per current policy, is an ineligible maintenance cost. Because of potential impacts related to Devils Lake outlet discharges, the recommendation was to provide cost-share at the current policy recommendation of 60 percent for municipal projects, in the amount of \$578,000.

After discussion, the following motion was made:

It was moved by Commissioner Hemmer and seconded by Commissioner Schneider the Commission approve the request of Valley City for state cost-share participation at 90 percent of eligible costs for the membrane replacement at an amount not to exceed \$867,607. The approval is contingent on available funding for the 2019-2021 biennium.

Commissioners Hemmer, Johnson, Owan, Pedersen, Schneider, and Volk voted aye. Commissioner Anderson and Lt. Governor Sanford voted nay. Commissioner Goehring was absent for vote. Lt. Governor Sanford announced the motion carried.

RURAL WATER PROJECTS:

AGASSIZ WATER USERS DISTRICT – SYSTEM EXPANSION: \$2,716,250 (SWC Project No. 2050AGA)

The Agassiz Water Users District (Agassiz) submitted a cost-share request for system expansion construction costs to add 19 new users, upgrade five reservoirs, and upsize over 28 miles of pipe between four reservoirs.

Two life cycle cost analyses divided the project cost into two parts, with one looking at overall system improvements using one alternative to regionalize, and the second analysis considering the cost of adding new users to the system with a combined present value cost of \$5,472,000. The local share would be from the Drinking Water State Revolving Loan Fund.

The project was approved for cost-share of \$273,750 for pre-construction costs in October 2019. The system expansion estimated eligible cost is \$3,986,667. Cost-share at 75 percent would provide an additional \$2,716,250.

The project was in the 2019 Water Development Plan, is a moderate priority, and meets requirements of the Commission's cost-share policy for rural water supply projects. The recommendation was to provide cost-share at 75 percent of eligible costs for an additional \$2,716,250, with a total amount not to exceed \$2,990,000.

It was moved by Commissioner Volk and seconded by Commissioner Johnson the Commission approve the request from Agassiz for state cost-share participation at 75 percent of eligible costs for the system expansion project for an additional \$2,716,250, with the total amount not to exceed \$2,990,000. The approval is contingent on available funding for the 2019-2021 biennium.

Commissioners Anderson, Hemmer, Johnson, Owan, Pedersen, Schneider, Volk, and Lt. Governor Sanford voted aye. There were no nay votes. Commissioner Goehring was absent for vote. Lt. Governor Sanford announced the motion carried.

**DAKOTA RURAL WATER DISTRICT –
2019 EXPANSION: \$4,188,750
(SWC Project No. 2050DAK)**

Dakota Rural Water District (Dakota) submitted a cost-share request for costs to expand the water system with over 132 miles of 2-inch to 6-inch transmission and distribution pipeline to serve an additional 150 users, including 50 users in the Red Willow Lake area located north of Binford.

The life cycle cost analysis considered one alternative to regionalize and add users with a combined present value cost of \$8,022,000. The local share would be funded from the Drinking Water State Revolving Loan Fund.

The expansion project was approved for cost-share of \$461,250 for pre-construction costs in June 2019. The estimated total eligible cost is \$6,200,000. Cost-share at 75 percent provides an additional \$4,188,750.

The project was in the 2019 Water Development Plan, is a moderate priority, and meets requirements of the Commission's cost-share policy for rural water supply projects. The recommendation was to provide cost-share participation at 75 percent of eligible costs in the amount of \$4,188,750, with a total amount not to exceed \$4,650,000.

It was moved by Commissioner Owan and seconded by Commissioner Pedersen the Commission approve the request from Dakota for state cost-share participation at 75 percent of eligible costs for the 2019 expansion project for an additional \$4,188,750, with the

total amount not to exceed \$4,650,000. The approval is contingent on available funding for the 2019-2021 biennium.

Commissioners Anderson, Hemmer, Johnson, Owan, Pedersen, Schneider, Volk, and Lt. Governor Sanford voted aye. There were no nay votes. Commissioner Goehring was absent for vote. Lt. Governor Sanford announced the motion carried.

**MCLEAN-SHERIDAN WATER DISTRICT –
EXPANSION PHASE 1: \$4,652,925
(SWC Project No. 2050MCL)**

McLean-Sheridan Water District (McLean-Sheridan) submitted a cost-share request for costs for Phase 1 of their system expansion to increase capacity and provide service to additional rural users. The project includes service to an additional 75 new users, adding a new pumping station and 250,000-gallon storage reservoir, and installing over 62 miles of transmission and distribution pipelines.

The life cycle cost analysis considered one alternative of extending water service with a present value cost of \$7,463,000. The local share will come from the Drinking Water State Revolving Loan Fund.

The expansion project was approved for cost-share of \$327,075 for pre-construction costs in June 2019. The project's estimated total eligible cost is \$6,640,000. Cost-share at 75 percent provides an additional \$4,652,925.

The project was in the 2019 Water Development Plan, is a moderate priority, and meets requirements of the Commission's cost-share policy for rural water supply projects. The recommendation was to provide cost-share participation at 75 percent of eligible costs for an additional \$4,652,925, with a total amount not to exceed \$4,980,000.

It was moved by Commissioner Schneider and seconded by Commissioner Volk the Commission approve the request from McLean-Sheridan for state cost-share participation at 75 percent of eligible costs for the expansion Phase 1 project for an additional \$4,652,925, with the total amount not to exceed \$4,980,000. The approval is contingent on available funding for the 2019-2021 biennium.

Commissioners Anderson, Hemmer, Johnson, Owan, Pedersen, Schneider, Volk, Goehring, and Lt. Governor Sanford voted aye. There were no nay votes. Lt. Governor Sanford announced the motion carried.

FEDERAL MUNICIPAL, RURAL, AND INDUSTRIAL WATER SUPPLY (MR&I) PROJECTS:

**FIVE-YEAR PLAN, FISCAL YEARS 2020-2024
(SWC Project No. 0237-03)**

Jeffrey Mattern presented the Garrison Diversion Unit state MR&I program Five-Year Plan for fiscal years 2020-2024 (**APPENDIX D**). The plan is used to address variations in appropriations and priorities and is submitted to the Bureau of Reclamation for their use in estimating the state's capacity to expend funding.

The total federal funding need is \$173 million, and local funding need is \$35 million, with estimates for each year of the plan. The federal funding is only an estimate and actual funding is dependent on annual congressional appropriations. The remaining MR&I funding authorization is approximately \$103 million, but is indexed as necessary to allow for ordinary fluctuations of construction costs incurred after the date of enactment of the Dakota Water Resources Act of 2000.

The Northwest Area Water Supply Project is projected to receive the major share of the five-year plan funding, with the main projects involving the Biota Water Treatment Plant, Snake Creek Pumping Facility intake, main transmission pipelines, and reservoirs. Another planned project is from for the Northeast Regional Water District Phase 2 rural water expansion to serve an additional 25 users, with a total of 301 new water users in western Cavalier County, and eastern Towner County. The third planned project is the Eastern North Dakota Alternative Water Supply is for evaluating the McClusky Canal as an alternative water supply for the Red River Valley Water Supply Project. The Garrison Diversion Conservancy District executive committee reviewed the five-year plan at their March 2020 meeting.

**NORTHEAST REGIONAL WATER DISTRICT (NORTHEAST) –
EXPANSION PHASE 2: \$750,000
(SWC Project Nos. 0237-03 and 0237-03NOE)**

Northeast requested an allocation of \$750,000 from FY2020 federal MR&I program funding from the overall federal budget of \$17,635,000.

Northeast requested additional federal MR&I funding towards the Expansion Phase 2 project for adding 25 new water users. The overall Phase 2 estimated project cost is \$12,500,000, or \$41,500 per hookup. Previous approved federal MR&I funding was \$8,605,000 at 75 percent. The additional \$750,000 brings total cost-share to \$9,355,000. The request was approved by the Garrison Diversion Conservancy District executive committee in March 2020.

The recommendation was to provide an additional \$750,000, resulting in total federal MR&I funds of \$9,355,000 at 75 percent.

**It was moved by Commissioner Goehring and seconded by
Commissioner Anderson the Commission approve the request from**

Northeast for federal funding at 75 percent for the Expansion Phase 2 project for an additional \$750,000, resulting in total MR&I funding of \$9,355,000. The approval is contingent on available funding and the project follows the federal MR&I program requirements.

Commissioners Anderson, Hemmer, Johnson, Owan, Pedersen, Schneider, Volk, Goehring, and Lt. Governor Sanford voted aye. There were no nay votes. Lt. Governor Sanford announced the motion carried.

**NORTHWEST AREA WATER SUPPLY (NAWS) –
FY2020: \$15,655,000
(SWC Project Nos. 0237-03 and 0237-04)**

NAWS requested an allocation of \$15,655,000 from FY2020 federal MR&I program funding to the NAWS project from the overall federal budget of \$17,635,000.

The NAWS request includes the Westhope Corner to the Souris Corner pipeline (Contract 2-4B). The total estimated construction cost is \$7,169,750, with project funding split between a 65 percent federal share of \$4,660,000 and a 35 percent local share of \$2,509,750, being paid by Minot.

The request includes funding towards the construction of the Biota Water Treatment Plant Phase 1 (Contract 7-1D) with an estimated construction cost of \$55,597,750. The plant was determined to be a 100 percent federal funding responsibility but fluctuations in annual federal appropriations requires the state to cover some of the federal share to ensure continued construction progress. There is MR&I funding of \$10,995,000 for Phase 1 construction with the balance of \$44,602,750 to be covered by state funds. The request was approved by the Garrison Diversion Conservancy District executive committee at their March 2020 meeting.

The recommendation was to provide the NAWS project for FY2020 federal funding of \$15,655,000, with the Biota Water Treatment Plant funding at 100 percent and the Westhope Corner to Souris Corner project funding at 65 percent.

It was moved by Commissioner Goehring and seconded by Commissioner Volk the Commission approve the request from NAWS for federal funding of \$15,655,000, with the Biota Water Treatment Plant funding at 100 percent and the Westhope Corner to Souris Corner project funding at 65 percent. The approval is contingent on available funding and the project follows the federal MR&I program requirements.

Commissioners Anderson, Hemmer, Johnson, Owan, Pedersen, Schneider, Volk, Goehring, and Lt. Governor Sanford voted aye. There were no nay votes. Lt. Governor Sanford announced the motion carried.

**EASTERN NORTH DAKOTA ALTERNATE WATER SUPPLY (ENDAWS) -
ENVIRONMENTAL IMPACT STUDY (EIS): \$345,000
(SWC Project Nos. 0237-03 and 1912)**

Garrison Diversion Conservancy District (GDCCD) requested an additional \$345,000 from FY2020 federal MR&I program funding from the overall federal budget of \$17,635,000.

GDCCD requested the Bureau of Reclamation to consider and evaluate up to 165 cfs of additional water from the McClusky Canal to serve as an alternate water supply for the Red River Valley Water Supply Project to provide supplemental water in the event of drought conditions.

The additional MR&I funding is for Black & Veatch Engineering to complete an Aquatic Invasive Species (AIS) report to support the EIS findings. The AIS analysis will evaluate the risks and consequences of the potential transfer of AIS from the Missouri River Basin to the Hudson Bay Basin. The cost estimate of the AIS analysis is \$345,000. The request was approved by the GDCCD executive committee at their March 2020 meeting.

In February 2020, MR&I funding was approved for \$885,000, at 100 percent, for Black & Veatch Engineering to prepare supporting documents on various options and a water treatment plant report for the EIS.

The recommendation was to provide an additional \$345,000, resulting in total federal MR&I funds of \$1,230,000, funded at 100 percent to the GDCCD for the ENDAWS EIS project.

It was moved by Commissioner Volk and seconded by Commissioner Johnson the Commission approve the request from GDCCD for federal funding at 100 percent for the ENDAWS EIS project, for an additional \$345,000, resulting in total federal MR&I funding of \$1,230,000. The funding is contingent on available funding and that the project follows federal MR&I program requirements.

Commissioners Anderson, Hemmer, Johnson, Owan, Pedersen, Schneider, Volk, Goehring, and Lt. Governor Sanford voted aye. There were no nay votes. Lt. Governor Sanford announced the motion carried.

Pat Fridgen, Planning and Education Division Director, presented summaries of the General Water and Flood Control Funding and cost-share requests for General Water, Rural Flood Control, and Flood Control projects.

The Commission discussion on Dam Safety Cost-Share resulted in the Project Funding Policy be revised to 60 percent cost-share for dam deficiency and repair projects, and being effective immediately.

GENERAL WATER PROJECTS:

PEMBINA COUNTY WATER RESOURCE DISTRICT – WEILER DAM: \$118,924 (SWC Project No. 2141)

Pembina County Water Resource District (Pembina) requested cost-share for the Weiler Dam gate and catwalk retrofit project. The purpose of the project is to replace the existing gate, platform, and trash rack that are damaged, so the dam can function as designed.

Pembina requested 75 percent cost-share as a dam safety project. The total project cost is estimated at \$198,207. The recommendation was to provide a cost-share of \$118,924, at 60 percent of eligible costs. The project meets the requirements of the Commission's cost-share policy for dam deficiency and repair projects.

It was moved by Commissioner Goehring and seconded by Commissioner Johnson the Commission approve the request by Pembina County Water Resource District for cost-share participation of \$118,924, at 60 percent of eligible costs for the Weiler Dam project. The approval is contingent on available funding.

Commissioners Anderson, Hemmer, Johnson, Owan, Pedersen, Schneider, Volk, Goehring, and Lt. Governor Sanford voted aye. There were no nay votes. Lt. Governor Sanford announced the motion carried.

GOLDEN VALLEY WATER RESOURCE DISTRICT – ODLAND DAM: \$198,600 (SWC Project No. 0394)

Golden Valley County Water Resource District (Golden Valley) requested cost-share for the Odland Dam Rehabilitation project. The purpose of the project is to replace the deteriorating primary spillway, fill in low points along the dam, and raise the auxiliary spillway.

Golden Valley requested 75 percent cost-share as a dam safety project – the cost-share percentage provided by the Commission for the final design and permitting cost-share request. The total spillway construction cost is \$990,000, and the low-level draw down is \$3,000, for a total eligible cost of \$993,000. A cost-share of \$397,200 at 40 percent was approved at the February 2020 Commission meeting.

To reflect the new policy, the recommendation was to provide an additional cost-share of 20 percent in the amount of \$198,600 for a total cost-share of \$595,800, or 60 percent of eligible costs. The project was included in the 2019 Water Development Plan and meets requirements of the Commission's cost-share policy for dam projects.

It was moved by Commissioner Goehring and seconded by Commissioner Anderson the Commission approve the request from Golden Valley for additional state cost-share participation of \$198,600, at 60 percent of eligible costs for the Golden Valley Odland Dam project. The approval is contingent on available funding.

Commissioners Anderson, Hemmer, Johnson, Owan, Pedersen, Goehring, and Lt. Governor Sanford voted aye. Commissioners Schneider and Volk voted nay. Lt. Governor Sanford announced the motion carried.

**SARGENT COUNTY WATER RESOURCE DISTRICT –
SILVER LAKE DAM IMPROVEMENTS: \$53,973
(SWC Project No. 0391)**

Sargent County Water Resource District (Sargent County) requested cost-share for the Silver Lake Dam improvements project. The purpose of this project is to mitigate water seepage through the embankment by installing a toe drain.

Sargent County requested 75 percent cost-share as a dam safety project – the cost-share percentage provided by the Commission for the feasibility study. The project was approved for a cost-share of \$107,945 at 40 percent of eligible costs at the February 2020 Commission meeting.

To reflect the new policy, the recommendation was an additional cost-share of 20 percent cost-share in the amount of \$53,973 for a total cost-share of \$161,918, or 60 percent of eligible costs. This project was included in the 2019 Water Development Plan and meets requirements of the Commission’s cost-share policy for dam projects.

It was moved by Commissioner Owan and seconded by Commissioner Anderson the Commission approve the request from Sargent County for additional state cost-share participation of \$53,973, at 60 percent of eligible costs for the Sargent County Silver Lake Dam project. The approval is contingent on available funding.

Commissioners Anderson, Hemmer, Johnson, Owan, Pedersen, Schneider, Volk, Goehring, and Lt. Governor Sanford voted aye. There were no nay votes. Lt. Governor Sanford announced the motion carried.

RURAL FLOOD CONTROL PROJECTS:

PEMBINA COUNTY WATER RESOURCE DISTRICT – DRAIN 39: \$210,928 (SWC Project No. 2136)

Pembina County Water Resource District (Pembina County) requested cost-share for the Pembina County Drain 39 project. The EA yielded a BC ratio of 1.4. Drain permit 5295 was approved. A sediment analysis was not needed because the project is repairing erosion and scouring and not removing sediment. The project will be completed under maintenance assessment, which does not require an assessment vote. The total project cost estimate is \$468,728.

The project meets the requirements of the Commission's cost-share policy for rural flood control projects. The recommendation was to provide cost-share participation of \$210,928 at 45 percent of eligible costs.

It was moved by Commissioner Goehring and seconded by Commissioner Johnson the Commission approve the request from Pembina County for state cost-share participation of \$210,928, at 45 percent of eligible costs for the Pembina County Drain 39 project. The approval is contingent on available funding.

Commissioners Anderson, Hemmer, Johnson, Owan, Pedersen, Schneider, Volk, Goehring, and Lt. Governor Sanford voted aye. There were no nay votes. Lt. Governor Sanford announced the motion carried.

TRAILL COUNTY WATER RESOURCE DISTRICT – CAMRUD DRAINAGE IMPROVEMENT: \$812,925 (SWC Project No. 1413-01)

Traill County Water Resource District (Traill County) requested cost-share for the Camrud drainage improvement project. The EA yielded a BC ratio of 0.98. Drain permit 5392 was approved and a positive assessment vote received.

Traill County requested 45 percent cost-share as a rural flood control project. The total eligible cost is \$1,843,367. The cost-share amount at 45 percent would be \$829,515. Since the BC ratio was 0.98, the recommendation was to provide a cost-share of \$812,925 (or \$829,515 x 0.98). The project meets the requirements of the Commission's cost-share policy for rural flood control projects.

It was moved by Commissioner Goehring and seconded by Commissioner Anderson the Commission approve the request from Traill County for state cost-share participation of \$812,925 (or \$829,515 x 0.98), at 44 percent of eligible costs for the Traill County

Camrud drainage improvement project. The approval is contingent on available funding.

Commissioners Anderson, Johnson, Owan, Pedersen, Schneider, Volk, Goehring, and Lt. Governor Sanford voted aye. Commissioner Hemmer voted nay. Lt. Governor Sanford announced the motion carried.

GRAND FORKS-TRAILL COUNTY JOINT WATER RESOURCE DISTRICT - THOMPSON DRAINAGE IMPROVEMENT DISTRICT NO. 72: \$688,107 (SWC Project No. 2140)

Grand Forks-Traill County Joint Water Resource District (Grand Forks-Traill County) requested cost-share for the Thompson Drainage improvement project. The EA yielded a BC ratio of 1.1. Drain permit 5390 was approved and a positive assessment vote was received.

The total project cost is estimated at \$2,036,000 and \$1,529,126 is eligible. The recommendation was to provide cost-share of 45 percent of eligible costs in the amount of \$688,107. This project meets the requirements of the Commission's cost-share policy for rural flood control projects.

It was moved by Commissioner Johnson and seconded by Commissioner Owan the Commission approve the request from Grand Forks-Traill County for state cost-share participation of \$688,107, at 45 percent of eligible costs for the Grand Forks-Traill County Thompson drainage improvement project. The approval is contingent on available funding.

Commissioners Anderson, Hemmer, Johnson, Owan, Pedersen, Schneider, Volk, and Lt. Governor Sanford voted aye. There were no nay votes. Commissioner Goehring was absent for the vote. Lt. Governor Sanford announced the motion carried.

MCLEAN COUNTY WATER RESOURCE DISTRICT – FORT MANDAN AND 4H CAMP ACCESS ROAD: \$67,996 (SWC Project No. 2094)

The McLean County Water Resource District (McLean County) requested cost-share on the Fort Mandan and North Dakota 4-H Camp rural flood control project.

McLean County requested the project be considered for cost-share at 60 percent. However, it appears the project purpose is rural flood control, which would be cost-shared at 45 percent. The EA yielded a BC ratio of 0.34.

The North Dakota Parks and Recreation Department is the owner of the Fort Mandan facility, and the 4H Camp is operated by the NDSU Extension Center. Neither of the aforementioned have indicated that they are budgeting for this project in the near future.

The total cost of the project is \$578,762. McLean County will receive \$134,344 for the Fort Mandan portion of the project as a grant from the Special Road Fund, administered by ND Department of Transportation. Policy requires these funds be removed, resulting in \$444,418 eligible at 45 percent cost-share of \$199,988.

The project was included in the 2019 Water Development Plan and meets requirements of the Commission's cost-share policy for rural flood control projects. Since the BC ratio was 0.34, the recommendation was to provide a cost-share at 15 percent in the amount of \$67,996 (or \$199,988 x 0.34).

It was moved by Commissioner Owan and seconded by Commissioner Johnson the Commission approve the request from McLean County for state cost-share participation of \$67,996, at 15 percent of eligible costs for the McLean County Fort Mandan/4H Camp access road project. The approval is contingent on available funding.

Commissioners Anderson, Hemmer, Johnson, Owan, Pedersen, Schneider, Volk, and Lt. Governor Sanford voted aye. There were no nay votes. Commissioner Goehring was absent for the vote. Lt. Governor Sanford announced the motion carried.

FLOOD CONTROL PROJECTS:

MAPLE RIVER WATER RESOURCE DISTRICT – DAVENPORT FLOOD RISK REDUCTION: \$2,083,600 (SWC Project No. 2111)

The Maple River Water Resource District (Maple River) requested cost-share for the Davenport flood risk reduction project in July 2018. The project was deferred due to limited funding in the 2017-2019 biennium. FEMA's preliminary maps show much of Davenport may be within Zone AE, meaning flood insurance would be required on structures that have federally-backed mortgages. Davenport would like to prevent changes that may map structures into the regulatory floodplain, requiring some residents to acquire flood insurance.

A cost-share request for a feasibility study to examine flood control options was approved in July 2017 and completed in June 2018. The study determined an earthen ring levee around Davenport the most cost-effective solution.

The EA yielded a BC ratio of 0.05. In addition, SWC staff and Commissioner Pedersen met with Davenport city officials as well as their engineers to gain a better understanding of Davenport's potential flood-related challenges and the proposed project.

The total project cost estimate is \$3,751,000. Maple River requested 60 percent cost-share as a flood control project in the amount of \$2,083,600 for eligible costs. Because

the BC ratio was 0.05, the recommendation was a reduced cost-share of 3 percent of eligible costs, or \$104,180 in state funding. This project meets the requirements of the Commission's cost-share policy for flood control projects.

After discussion of non-monetary factors that are not reflected in an EA, the following motion was made as an exception to cost-share policy:

It was moved by Commissioner Hemmer and seconded by Commissioner Johnson the Commission approve the request from Maple River for state cost-share participation of \$2,083,600, at 60 percent of eligible costs for the Davenport flood risk reduction project. The approval is contingent on available funding.

Commissioners Anderson, Hemmer, Johnson, Pedersen, Schneider, and Volk voted aye. Commissioners Owan and Lt. Governor Sanford voted nay. Commissioner Goehring was absent for the vote. Lt. Governor Sanford announced the motion carried.

**CITY OF VALLEY CITY –
PRELIMINARY DESIGN ENGINEERING FOR CLOMR: \$1,275,000
(SWC Project Nos. 1504 and 1504-09)**

Valley City requested a reprogramming of previously approved cost-share to continue efforts to obtain a Conditional Letter of Map Revision (CLOMAR) for its permanent flood protection project. Valley City submitted the request to complete preliminary and design engineering services to fulfill federal requirements related to 44 CFR 65.10 for the flood protection project.

The work for this project includes a design engineering report, geotechnical exploration report, hydrology and hydraulics, agency coordination, operation and maintenance plan, mitigation plan, and a CLOMAR submittal package to the Federal Emergency Management Agency. The total project cost is estimated at \$1,500,000.

Valley City requested reprogramming a total of \$1,275,000 at 85 percent cost-share. This would include the \$776,050 approved by the Commission in October 2019 for Phase V construction engineering and \$498,950 of the \$10.8 million approved by the Commission for Phase IV construction.

The project meets the requirements of the Commission's cost-share policy for flood control projects. The recommendation was to approve reprogramming the \$776,050 previously approved by the Commission for Phase V construction engineering and reprogramming \$498,950 previously approved by the Commission for Phase IV construction to CLOMAR acquisition efforts totaling \$1,275,000 at 85 percent cost-share.

It was moved by Commissioner Johnson and seconded by Commissioner Schneider the Commission approve the request from Valley City to reprogram the \$776,050 previously approved

for Phase V construction engineering, and reprogram \$498,950 previously approved for Phase IV construction to CLOMAR acquisition efforts totaling \$1,275,000 at 85 percent cost-share. The approval is contingent on available funding.

Commissioners Anderson, Hemmer, Johnson, Owan, Schneider, Volk, and Lt. Governor Sanford voted aye. Commissioner Pedersen abstained and Commissioner Goehring was absent for the vote. Lt. Governor Sanford announced the motion carried.

INTERIM STATE ENGINEER TEMPORARY SALARY INCREASE

Heide Delorme informed the Commission that effective April 1, 2020, John Paczkowski, Interim State Engineer, and Chief Engineer-Secretary, will receive a temporary salary increase of \$1,663 per month. The temporary salary increase is for additional duties assigned while John Paczkowski is named Interim State Engineer and Chief Engineer-Secretary.

It was moved by Commissioner Hemmer, seconded by Commissioner Johnson, and unanimously carried, that the temporary salary increase of \$1,663 be approved as presented.

There being no further business to come before the Commission, Lt. Governor Sanford adjourned the April 9, 2020, meeting at 4:19 p.m.

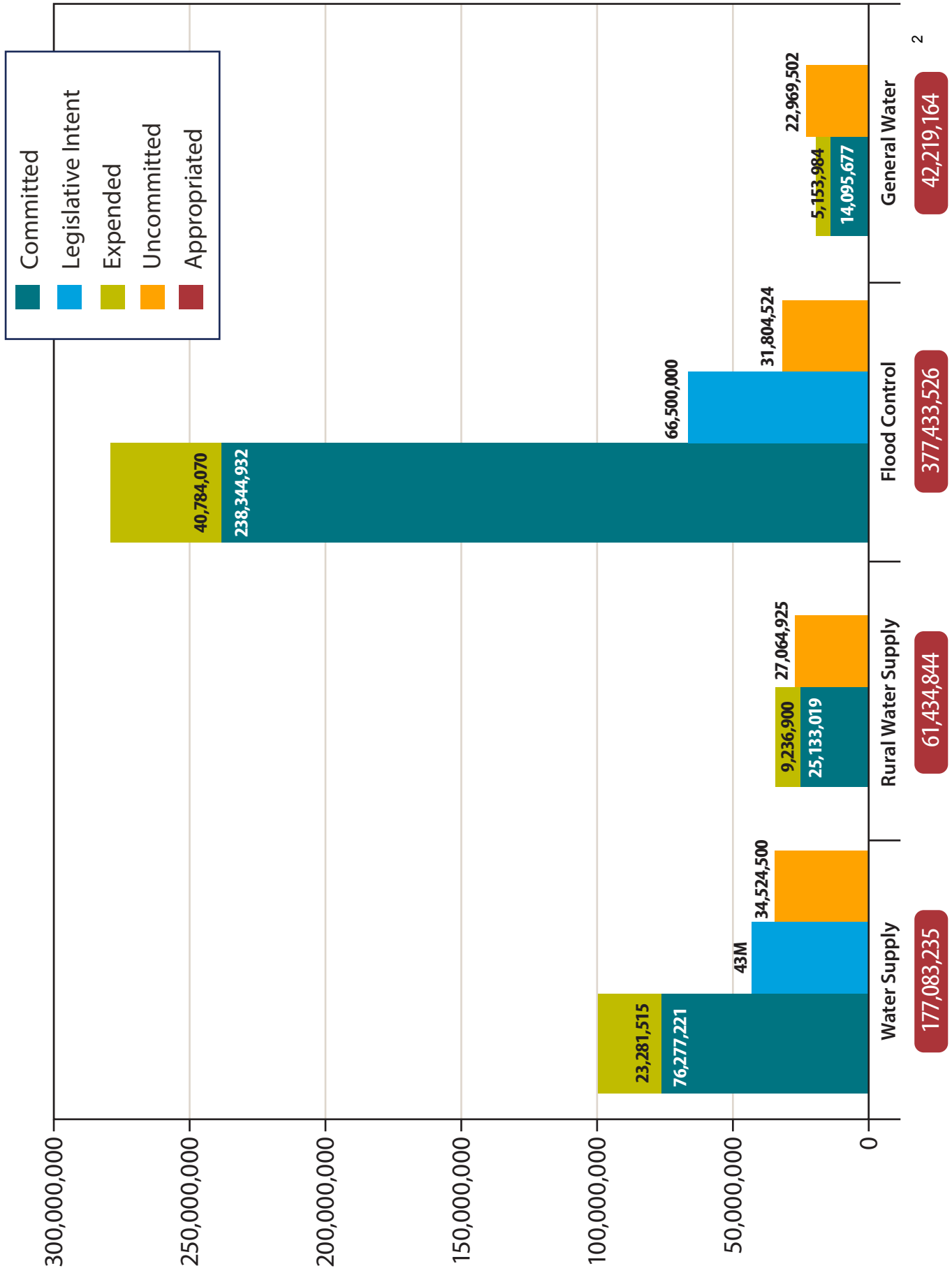


Brent Sanford, Lt. Governor
Acting Chairman, State Water Commission

John Paczkowski, P.E.
Interim North Dakota State Engineer,
and Chief Engineer-Secretary
to the State Water Commission

PROJECT FUNDS

APPENDIX A



**STATE WATER COMMISSION PROJECT SUMMARY
2019-2021 BIENNIUM**

Feb-20

	2017-2019 CARRYOVER	2019-2021 FUNDING	2019-2021 BUDGET	SWC/SE APPROVED	REMAINING UNOBLIGATED
MUNICIPAL & REGIONAL WATER SUPPLY:					
MUNICIPAL WATER SUPPLY	35,854,628	44,999,500	80,854,128	80,854,128	(0)
RED RIVER VALLEY	4,000,000	43,000,000	47,000,000	4,000,000	43,000,000
OTHER REGIONAL WATER SUPPLY	9,228,607	5,476,000	14,704,607	14,704,607	(0)
UNOBLIGATED MUNICIPAL/REG WATER SUPPLY	0	34,524,500	34,524,500		34,524,500
Total	49,083,236	128,000,000	177,083,235		77,524,499
% OBLIGATED		39.43%			
RURAL WATER SUPPLY:					
RURAL WATER SUPPLY	24,234,844	10,135,075	34,369,919	34,369,919	(0)
UNOBLIGATED RURAL WATER SUPPLY	0	27,064,925	27,064,925		27,064,925
Total	24,234,844	37,200,000	61,434,844		27,064,925
% OBLIGATED		27.24%			
FLOOD CONTROL:					
FARGO	105,735,612	66,500,000	172,235,612	105,735,612	66,500,000
MOUSE RIVER	42,969,758	67,400,000	110,369,758	110,369,758	0
VALLEY CITY	4,858,687	11,610,554	16,469,241	16,469,241	0
LISBON	1,411,117	0	1,411,117	1,411,117	0
OTHER FLOOD CONTROL	15,379,498	956,200	16,335,698	16,335,698	0
PROPERTY ACQUISITIONS	820,117	15,175,000	15,995,117	15,995,117	(0)
WATER CONVEYANCE	9,229,541	3,582,919	12,812,460	12,812,460	0
UNOBLIGATED FLOOD CONTROL	29,197	31,775,326	31,804,523		31,804,524
Total	180,433,527	197,000,000	377,433,526		98,304,524
% OBLIGATED		50.10%			
GENERAL WATER:					
GENERAL WATER	15,068,840	4,180,821	19,249,662	19,249,662	0
UNOBLIGATED GENERAL WATER	56,547	22,912,955	22,969,502		22,969,502
Total	15,125,386.68	27,093,776	42,219,164		22,969,502
% OBLIGATED		15.22%			
CAPITAL ASSETS:					
SWPP CAPITAL ASSETS	15,792,359	2,320,000	18,112,359	18,112,359	(0)
NAWS CAPITAL ASSETS	22,248,857	0	22,248,857	22,248,857	0
UNOBLIGATED SWPP CAPITAL ASSETS	0	0	0		0
Total	38,041,216	2,320,000	40,361,216		0
% OBLIGATED		100.00%			
REVOLVING LOAN FUND:					
GENERAL WATER PROJECTS	0	3,676,600	3,676,600	3,676,600	0
UNOBLIGATED REVOLVING LOAN FUND	0	521,555	521,555		521,555
Total	0	4,198,155	4,198,155		521,555
% OBLIGATED		100.00%			
TOTALS	306,918,209	395,811,931	702,730,140	476,345,135	226,385,005

**STATE WATER COMMISSION PROJECT SUMMARY
2019-2021 BIENNIUM**

Feb-20

	SWC/SE APPROVED	EXPENDITURES	REMAINING UNPAID
MUNICIPAL & REGIONAL WATER SUPPLY:			
MUNICIPAL WATER SUPPLY	80,854,128	13,923,704	66,930,425
RED RIVER VALLEY	4,000,000	3,000,000	1,000,000
OTHER REGIONAL WATER SUPPLY	14,704,607	6,357,811	8,346,796
TOTAL	99,558,736	23,281,515	76,277,221
RURAL WATER SUPPLY:			
RURAL WATER SUPPLY	34,369,919	9,236,900	25,133,019
FLOOD CONTROL:			
FARGO	105,735,612	9,358,312	96,377,300
MOUSE RIVER	110,369,758	19,001,437	91,368,321
VALLEY CITY	16,469,241	1,639,900	14,829,341
LISBON	1,411,117	847,724	563,392
OTHER FLOOD CONTROL	16,335,698	5,804,035	10,531,663
PROPERTY ACQUISITIONS	15,995,117	1,801,506	14,193,611
WATER CONVEYANCE	12,812,460	2,331,156	10,481,304
TOTAL	279,129,002	40,784,070	238,344,932
GENERAL WATER:			
GENERAL WATER	19,249,662	5,153,984	14,095,677
CAPITAL ASSETS:			
SWPP CAPITAL ASSETS	18,112,359	2,885,982	15,226,377
NAWS CAPITAL ASSETS	22,248,857	989,266	21,259,591
TOTAL	40,361,216	3,875,248	36,485,968
REVOLVING LOAN FUND:			
GENERAL WATER PROJECTS	3,676,600	0	3,676,600
WATER SUPPLY	0	0	0
TOTALS	476,345,135	82,331,718	394,013,417

**STATE WATER COMMISSION PROJECT SUMMARY
2019-2021 BIENNIUM**

WATER SUPPLY

Approved By	SWC No	Dept	Sponsor	Project	Approved Date	Total Approved	Total Payments	Feb-20 Balance
Municipal Water Supply:								
	2050-13	5000	Mandan	New Raw Water Intake	6/19/19	11,898,205	308,103	11,590,102
	2050-15	5000	Washburn	New Raw Water Intake	10/7/13	1,889,711	16,762	1,872,949
	2050-20	5000	Dickinson	Capital Infrastructure	10/6/15	1,926	0	1,926
	2050-26	5000	Fargo	Fargo Water System Regionalization Improvements	7/29/15	1,971,286	126,083	1,845,203
	2050-29	5000	Minot	Water Systems Improvement Project	10/6/15	599,301	28,157	571,144
	2050-30	5000	Watford City	Water Systems Improvement Project	10/6/15	2,400,000	1,510,256	889,744
	2050-32	5000	Williston	Water Systems Improvement Project	10/6/15	7,857,010	0	7,857,010
	2050-37	5000	Dickinson	Dickinson State Avenue South Water Main	12/11/15	963,920	0	963,920
	2050-49	5000	Grand Forks	Grand Forks Water Treatment Plant	8/23/17	7,089,371	7,089,371	0
	2050-52	5000	New Town	Water Transmission Storage	10/11/18	743,477	233,985	509,492
	2050-53	5000	West Fargo	Brooks Harbor Water Tower	8/23/17	797,335	0	797,335
	2050-54	5000	West Fargo	North Loop Connection	8/23/17	510,000	0	510,000
	2050-55	5000	West Fargo	West Loop Connection	8/23/17	1,110,000	0	1,110,000
	2050-66	5000	Lincoln	Lincoln Water System Improvement Project	2/8/18	1,415,788	1,017,437	398,351
	2050-67	5000	Williston	Williston Water System Improvements	2/8/18	2,336,000	1,268,889	1,067,111
	2050-68	5000	Valley City	Valley City Membrane Replacement Project	2/8/18	67,820	0	67,820
	2050-69	5000	Mandan	Sunset Reservoir Water Transmission Line	4/12/18	2,043,479	382,592	1,660,887
	2050-75-19	5000	Bismarck	Lockport Water Pump Station	6/19/19	2,280,000	0	2,280,000
	2050-76-19	5000	Mapleton	Water Storage Tank	6/19/19	840,000	17,109	822,891
	2050-84-19	5000	Cavalier	Water Tower Replacement	10/10/19	1,022,500	0	1,022,500
	2050-85-19	5000	Mapleton	300,000 Gallon Storage Tank	10/10/19	540,000	0	540,000
	2050-86-19	5000	Minot	SW Water Tower	10/10/19	2,855,000	0	2,855,000
	2050-87-19	5000	Streeter	Well Installation and Tower Rehabilitation	10/10/19	265,000	0	265,000
	2050-88-19	5000	Davenport	Water Improvement District No. 2019-1	10/10/19	466,000	0	466,000
	2050-89-19	5000	West Fargo	9th Street NW Water Main	10/10/19	594,000	0	594,000
	2050-90-19	5000	Grand Forks	Water Treatment Plant	10/10/19	9,875,000	1,924,961	7,950,039
	2050-94-19	5000	Watford City	Water Distribution 2019	12/6/19	1,580,000	0	1,580,000
	2050-95-19	5000	Garrison	Water Supply Treatment and Transmission Line	2/13/20	3,396,000	0	3,396,000
	2050-96-19	5000	Larimore	2020 Water System Replacement	2/13/20	2,617,000	0	2,617,000
	2050-97-19	5000	Park River	2020 Water Main Improvement	2/13/20	970,000	0	970,000
	2050-98-19	5000	Sykeston	Water Tower Replacement	2/13/20	587,000	0	587,000
	2050-99-19	5000	Valley City	Water Main Improvement 100/101	2/13/20	700,000	0	700,000
	2050-100-19	5000	Wynndmere	2020 Water Main Improvements	2/13/20	1,730,000	0	1,730,000
	2050-101-19	5000	Fargo	Downtown Water Tower	2/13/20	2,814,000	0	2,814,000
	2050-102-19	5000	Lincoln	Water Tank Replacement	2/13/20	1,268,000	0	1,268,000
	2050-103-19	5000	Kindred	Water Main Looping 2020	2/13/20	134,000	0	134,000
	2050-104-19	5000	Hazen	Water Storage Improvements	2/13/20	1,430,000	0	1,430,000
	2050-105-19	5000	Williston	42nd Street and 16th Avenue Water Main	2/13/20	1,196,000	0	1,196,000
TOTAL MUNICIPAL WATER SUPPLY						80,854,128	13,923,704	66,930,425
Regional Water Supply:								
	1973-05	5000	WAWSA	WAWSA Phase IV (moved to Phase V)	10/6/15	3,001,967	0	3,001,967
	1973-06	5000	WAWSA	WAWSA Phase V	12/8/17	6,226,640	6,001,667	224,953
	1973-07	5000	WAWSA	WAWSA Phase VI	6/19/19	5,476,000	356,124	5,119,876
	325-105	5000	RRVWSP	RRVWSP Garrison Diversion	8/23/17	4,000,000	3,000,000	1,000,000
TOTAL REGIONAL WATER SUPPLY						18,704,607	9,357,811	9,346,796
Rural Water Supply:								
	2050-34	5000	North Prairie RWD	Storage and Water Main	10/6/15	1,012,854	553,472	459,382
	2050-35	5000	Southeast Water Users Dist	System Wide Expansion Feasibility Study	2/13/20	3,473,377	1,995,734	1,477,643
	2050-43	5000	All Seasons Water District	System 4 Connection to System 1	12/11/15	4,900,000	0	4,900,000
	2373-39	5000	North Central Rural Water Consortium	Carpio Berthold Phase 2	4/1/15	926,882	288,686	638,196
	2373-41	5000	North Central Rural Water Consortium	Granville-Deering Area	10/24/16	459,137	127,068	332,068
	2050-57	5000	North Central Regional Water District	Mountrail Expansion Phase II	8/23/17	3,034,288	0	3,034,288
	2050-58	5000	North Central Regional Water District	Mountrail Co. Watery Phase III	8/23/17	3,430,000	0	3,430,000
	2050-59	5000	Cass Rural Water District	Horace Storage Tank	10/11/18	1,336,637	1,026,049	310,588
	2050-60	5000	North Prairie Rural District	Reservoir 9 Water Supply	6/12/18	398,997	23,475	375,521
	2050-61	5000	North Prairie Rural District	Surrey/Silver Spring	6/12/18	38,289	2,610	35,678
	2050-63	5000	Walsh RWD	System Expansion Project	4/12/18	667,629	269,743	397,886
	2050-64	5000	McLean-Sheridan Water District	Turtle Lake Water Tower	8/9/18	846,065	257,845	588,220
	2050-65	5000	Tri-County Rural Water District	System Expansion Project	8/9/18	1,316,004	1,227,775	88,228
	2050-71	5000	East Central RWD	Grand Forks/Trail Project	12/7/18	2,004,028	987,455	1,016,574
	2050-72	5000	Stutsman RWD	Phase 6 Pettibone Project	4/12/18	522,236	371,087	151,149
	2050-73	5000	Northeast Regional WD	Master Plan	10/11/18	55,922	0	55,922
	2050-74	5000	Walsh RWD	Drayton Long-Term Water Supply Feasibility Study	5/8/19	37,500	18,750	18,750
	2050-77-19	5000	Dakota Rural Water District	2019 Expansion	6/19/19	461,250	236,955	224,295
	2050-78-19	5000	McLean-Sheridan Rural Water District	2019 Expansion	6/19/19	327,075	278,725	48,350
	2050-79-19	5000	Northeast Regional WD	Devils Lake Water Supply Phase II	6/19/19	1,328,000	766,037	561,963
	2050-80-19	5000	Stutsman RWD	Phase 7, including Reule Lake	6/19/19	1,812,000	445,517	1,366,483
	2050-81-19	5000	South Central RWD	North Burleigh Water Treatment Plant	6/19/19	920,000	106,150	813,850
	2050-82-19	5000	Missouri West Water System	North Mandan/Highway 25 and Harmon Lake Area	8/8/19	1,095,000	0	1,095,000
	2050-83-19	5000	Tri-County Rural Water District	Phase 5	8/8/19	1,990,000	0	1,990,000
	2050-91-19	5000	Agassiz Water Users District	2019 Expansion	10/10/19	273,750	113,028	160,722
	2050-92-19	5000	East Central RWD	2019 Expansion Phase IV	10/10/19	375,000	140,739	234,261
	2050-93-19	5000	Greater Ramsey Water District	2019 Expansion	10/10/19	1,328,000	0	1,328,000
TOTAL RURAL WATER SUPPLY						34,369,919	9,236,900	25,133,019
TOTAL						133,928,655	32,518,415	101,410,240
Capital Assets:								
	1736-05	8000	SWPP	Southwest Pipeline Project	7/1/17	18,112,359	2,885,982	15,226,377
	2374	9000	NAWS	Northwest Area Water Supply	2/8/18	22,248,857	989,266	21,259,591
TOTAL CAPITAL ASSETS						40,361,216	3,875,248	36,485,968

SWC Board Approved to Continue

**STATE WATER COMMISSION PROJECT SUMMARY
2019-2021 BIENNIUM**

FLOOD CONTROL

Approved SWC By	No	Dept	Sponsor	Project	Approved Date	Total Approved	Total Payments	Feb-20 Balance
Flood Control:								
SE	274	5000	City of Neche	Neche Levee Certification Project	9/16/19	36,600	0	36,600
SB 2020	1928-05	5000	Fargo Metro Flood Diversion	Fargo Metro Flood Diversion Authority 2015-2017	2/14/19	105,735,612	9,358,312	96,377,300
0	1771-01	5000	Grafton	Grafton Flood Control Project	10/12/16	12,284,127	5,784,634	6,499,493
0	1974	Rural	Souris River Joint WRD	Mouse River Rural Projects	6/19/19	40,351,930	3,995,185	36,356,745
0	1974	M-15	Souris River Joint WRD	Mouse River Municipal Projects carryover 2015-17	various	4,928,633	4,033,885	894,748
0	1974	M-17	Souris River Joint WRD	Mouse River Municipal Projects carryover 2017-19	various	29,402,346	10,372,389	19,029,957
0	1974	M-19	Souris River Joint WRD	Mouse River Municipal New Projects	6/19/19	34,650,000	198,255	34,451,745
SWC	2107-02	5000	City of Minot	SWIF 2018 Outfall Pipe Project	10/11/18	880,421	322,437	557,984
SE	2122	5000		Development of Comprehensive Plan for Souris Basin	9/5/17	156,428	79,286	77,142
0	1344-04	5000	Valley City	Sheyenne River Valley Flood Control Project PHII	8/29/16	4,531	92	4,440
0	1504-01	5000	Valley City	Permanent Flood Protection Project Phase I	5/1/15	49,556	7,415	42,141
0	1504-03	5000	Valley City	Permanent Flood Protection PH II	12/9/16	2,384,405	1,032,569	1,351,836
0	1504-06	5000	Valley City	Permanent Flood Protection PH III & PH IV	12/8/17	153,732	127,102	26,630
0	1504-07	5000	Valley City	Permanent Flood Protection PH III Construction	10/11/18	1,786,179	472,723	1,313,456
0	1504-08	5000	Valley City	Permanent Flood Protection Erosion Sites	4/9/19	480,283	0	480,283
0	1504-09	5000	Valley City	Permanent Flood Protection PH IV and V	10/10/19	11,610,554	0	11,610,554
SB 2371	1344-02	5000	Lisbon	Sheyenne River Valley Flood Control Project	8/8/16	103,971	0	103,971
0	1991-10	5000	Lisbon	Permanent Flood Protection - Levee F Project	4/12/18	457,173	1,294	455,880
0	1991-13	5000	Lisbon	Permanent Flood Protection - Levee C & E Extension	2/14/19	849,972	846,431	3,541
0	2079-01	5000	Williston	West Williston Flood Control	12/9/16	2,472,255	0	2,472,255
0	2131	5000	Lower Heart River WRD	Flood Risk Reduction Project	6/14/18	225,916	19,401	206,515
SWC	2118	5000	Cass County Joint WRD	Sheldon Subdivision Levee	10/11/18	370,200	0	370,200
SE	2124	5000	City of Belfield	Heart River & Tributaries Flood Control Study	11/6/18	27,000	0	27,000
SWC	2128	5000	City of Minot	Minot 2019 Bank Stabilization SWIF Action E	8/8/19	823,180	0	823,180
SWC	2138	5000	Pembina County WRD	Drain No. 82	12/6/19	1,011,666	0	0
Subtotal Flood Control						250,321,425	36,651,409	213,670,017
Floodway Property Acquisitions:								
0	1993-05	5000	Minot	Minot Phase - Floodway Acquisitions	4/12/18	123,277	123,276	0
0	1974-MA19	5000	Minot Acquisitions	Minot Phase - Floodway Acquisitions	6/19/19	11,950,000	975,943	10,974,057
0	1974-RA19	5000	Rural Floodway Acquisitions	Minot Rural - Floodway Acquisitions	6/19/19	3,225,000	564,478	2,660,522
SB 2371	1504-05	5000	Valley City	Valley City - Floodway Acquisitions	12/8/17	675,173	137,809	537,364
0	1991-05	5000	Lisbon	Lisbon - Floodway Acquisition	5/8/19	21,668	0	21,668
Subtotal Floodway Property Acquisitions						15,995,117	1,801,506	14,193,611
TOTAL FLOOD CONTROL						266,316,543	38,452,915	227,863,628
Revolving Loan Fund:								
SWC	1504	1050	Valley City	Valley City - Permanent Flood Protection Loan	12/6/19	3,676,600	0	3,676,600
REVOLVING LOAN TOTAL								
REVOLVING LOAN TOTAL						3,676,600	0	3,676,600
TOTAL						269,993,143	38,452,915	231,540,228

SWC Board Approved to Continue

**STATE WATER COMMISSION PROJECT SUMMARY
2019-2021 BIENNIUM**

WATER CONVEYANCE

Approved SWC		Dept	Approved		Project	Approved Date	Total Approved	Total Payments	Feb-20 Balance
By	No		Biennium	Sponsor					
Drain & Channel Improvement Projects:									
SE	1056	5000	2015-17	Bottineau Co. WRD	Stead Legal Drain	2/16/17	3,068	0	3,068
SE	1059	5000	2017-19	Bottineau Co WRD	Baumann Legal Drain	3/7/18	41,427	0	41,427
SWC	1059	5000	2017-19	Bottineau Co WRD	Baumann Legal Drain	12/7/18	378,976	0	378,976
SWC	1070	5000	2015-17	Maple River WRD	Drain #14 Channel Improvements	3/29/17	327,990	0	327,990
SWC	1071	5000	2015-17	Maple River WRD	Cass County Drain #15 Channel Improvements	3/9/16	89,533	0	89,533
SWC	1090	5000	2019-21	Southeast Cass WRD	Cass County Drain No. 40 Improvement Project	6/19/19	192,600	0	192,600
SWC	1217	5000	2019-21	Tri-County WRD	Drain No 6	10/10/19	738,900	0	738,900
SWC	1222	5000	2015-17	Sargent Co WRD	Drain No 11 Channel Improvements	10/12/16	1,374,596	0	1,374,596
SWC	1311	5000	2015-17	Trails Co. WRD	Buxton Township Improvement District No. 68	3/9/16	29,133	0	29,133
SWC	1314	5000	2015-17	Wells Co. WRD	Hurdsfield Legal Drain	3/29/17	644,292	412,908	231,384
SWC	1331	5000	2015-17	Richland Co WRD	Drain #14 Reconstruction	12/9/16	72,886	0	72,886
SWC	1486	5000	2015-17	Griggs Co. WRD	Thompson Bridge Outlet No. 4 Project	10/6/15	590,146	0	590,146
SWC	1520	5000	2015-17	Walsh Co. WRD	Walsh County Drain 30-1	3/29/17	92,198	0	92,198
SWC	1520	5000	2017-19	Walsh Co. WRD	Walsh County Drain 30-2	10/11/18	301,501	201,574	99,926
SE	1638	5000	2019-21	Rush River WRD	Auka Ring Dike	10/30/19	24,374	0	24,374
SWC	1951	5000	2015-17	Maple River WRD	Lynchburg Channel Improvements	7/6/16	1,115,337	0	1,115,337
SWC	1978	5000	2015-17	Richland-Sargent Joint WRD	RS Legal Drain #1 Extension & Channel Improvements	3/29/17	70,422	20,704	49,718
SWC	1990	5000	2011-13	Mercer Co. WRD	Lake Shore Estates High Flow Diversion Project	3/7/12	43,821	0	43,821
SWC	1999	5000	2019-21	Pembina Co. WRD	Tongue River Cutoff Channel Improvements	2/13/20	85,329	0	85,329
SE	2016	5000	2015-17	Pembina Co. WRD	Establishment of Pembina County Drain No. 80	4/10/17	24,609	0	24,609
SWC	2049	5000	2015-17	Grand Forks Co. WRD	Grand Forks Legal Drain No. 58	3/29/17	774,986	361,119	413,867
SWC	2068	5000	2015-17	Trails Co. WRD	Stavanger-Belmont Drain No. 52 Channel Impr	10/12/16	120,139	34,104	86,035
SWC	2087	5000	2015-17	Walsh Co. WRD	Drain #87/McLeod Drain	3/29/17	2,419,961	887,715	1,532,247
SWC	2088	5000	2015-17	Pembina Co. WRD	Drain No. 79	12/9/16	84,402	52,764	31,638
SE	2101	5000	2017-19	Walsh Co. WRD	Walsh Co Drain #90	4/11/19	70,603	0	70,603
SWC	2104	5000	2019-21	Bottineau Co. WRD	Overgaard Extension	2/13/20	215,969	0	215,969
SWC	2108	5000	2015-17	Walsh Co. WRD	Walsh Co Drain #22	6/22/17	81,176	0	81,176
SE	2112	5000	2017-19	Pembina Co. WRD	Pembina Co Drain #81	7/30/17	340,982	0	340,982
SWC	2127	5000	2019-21	Sargent Co WRD	Sargent County Drain 12 Improvement	2/13/20	267,512	0	267,512
SE	2133	5000	2017-19	Burleigh Co. WRD	Missouri River Section 32 Bank Stabilization Projects	4/11/19	22,500	0	22,500
SWC	2138	5000	2019-21	Pembina County WRD	Drain No. 82	12/6/19	1,011,666	0	1,011,666
SE	1413-01	5000	2017-19	Trails Co. WRD	Camrud Drainage Improvement District No. 79	4/11/19	14,557	12,097	2,459
SE	2093/1427	5000	2015-17	Bottineau Co. WRD	Moen Legal Drain	9/6/16	17,412	0	17,412
Snagging & Clearing Projects:									
SWC	568	5000	2019-21	Southeast Cass WRD	Sheyenne River Snag & Clear	8/8/19	294,000	0	294,000
SE	662	5000	2019-21	Walsh County WRD	Park River Snag and Clear	1/28/20	50,500	0	50,500
SE	1277	5000	2019-21	Emmons County WRD	Beaver Creek Snag and Clear	1/16/20	74,000	0	74,000
SWC	1694	5000	2019-21	Pembina County WRD	Tongue River Snag and Clear	8/8/19	98,337	0	98,337
SE	1842	5000	2019-21	Richland County WRD	2019 Wild Rice River Snag and Clear	1/15/20	75,000	0	75,000
SWC	1868	5000	2019-21	Southeast Cass WRD	Wild Rice River Snag and Clear	8/8/19	120,000	0	120,000
SE	2095	5000	2015-17	Nelson Co WRD	Sheyenne River Snagging & Clearing	4/10/17	19,700	0	19,700
SE	2095	5000	2019-21	Barnes Co WRD	2019 Sheyenne River Snag & Clear Reach 1 - Project 2	9/16/19	49,750	0	49,750
TOTAL							12,464,290	1,982,986	10,481,304
SWC Board Approved to Continue									

STATE WATER COMMISSION PROJECT SUMMARY
2019-2021 BIENNIUM

RESOURCES TRUST FUND

COMPLETED WATER CONVEYANCE

Approved SWC By	No	Dept	Approved Biennium	Sponsor	Project	Approved Date	Total Approved	Total Payments	<i>Feb-20</i> Balance	
SE	2069	5000	2017-19	Center Township	Center Township Bank Stabilization	B. Nangare	3,720	3,720	0	
SWC	1650	5000	2017-19	Sargent Co WRD	Sargent County Drain No. 7 Cost Overrun	B. Nangare	114,227	110,638	3,589	
SWC	1180	5000	2017-19	Richland Co WRD	Legal Drain #7 Channel Improvements	B. Nangare	200,812	200,812	0	
SE	662	5000	2015-17	Walsh Co. WRD	Park River Snagging & Clearing	B. Nangare	25,608	0	25,608	
SE	2110	5000	2015-17	Ward Co. WRD	Meadowbrook Snagging & Clearing	B. Nangare	33,000	33,000	0	
SNAGGING & CLEARING PROJECTS										
TOTAL								<u>377,367</u>	<u>348,170</u>	<u>29,197</u>

**STATE WATER COMMISSION PROJECT SUMMARY
2019-2021 BIENNIUM**

RESOURCES TRUST FUND

GENERAL PROJECTS

Approved By	SWC No	Dept	Approved Biennium	Sponsor	Project	Approved Date	Total Approved	Total Payments	Feb-20 Balance
Hydrologic Investigations:									
SWC	2041	3000	2017-19	USGS	Stream Gage Joint Funding Agreement	12/7/18	694,531	419,894	274,637
SE	989	3000	2019-21	ND Dept of Environmental Quality	Water Sampling Testing	8/13/19	110,000	55,000	55,000
Subtotal Hydrologic Investigations							804,531	474,894	329,637
Devils Lake Basin Development:									
SWC	416-10	4700		Operations	Devils Lake Outlet Operations	4/9/19	3,760,132	1,578,912	2,181,220
Subtotal Devils Lake Basin Development							3,760,132	1,578,912	2,181,220
General Water Management:									
SWC	160	5000	2017-19	McLean Co WRD	Painted Woods Lake Flood Damage Reduction & Habitat	8/9/18	284,768	0	284,768
SWC	269	5000	2017-19	Walsh Co. WRD	Fordville Dam Rehabilitation	6/19/19	122,595	127	122,468
SE	390	5000	2015-17	Logan County WRD	Beaver Lake Dam Rehabilitation Feasibility Study	6/8/16	2,140	0	2,140
SWC	391	5000	2019-21	Sargent Co WRD	Silver Lake Dam Improvements	2/13/20	136,551	3,142	133,410
SWC	394	5000	2019-21	Golden Valley Co WRD	Odland Dam Rehabilitation Project	2/13/20	507,255	78,745	428,510
SWC	399	5000	2017-19	Barnes Co WRD	Kathryn Dam Project	8/9/18	754,875	0	754,875
SE	420	5000	2015-17	Hettinger Park Board	Mirror Lake Dam Emergency Action Plan	12/2/16	11,573	0	11,573
SE	460	5000	2015-17	Griggs Co. WRD	Ueland Dam Rehabilitation Feasibility Study	5/20/16	17,500	0	17,500
SE	477	5000	2015-17	Valley City	Mill Dam Rehabilitation Feasibility Study	6/8/16	2,937	0	2,937
SE	512	5000	2015-17	Emmons County WRD	Nieuwsma Dam Emergency Action Plan	11/28/16	6,720	812	5,908
SE	531	5000	2017-19	Benson Co WRD	Bouret Dam Rehabilitation	12/20/18	31,843	0	31,843
SWC	531	5000	2017-19	Benson Co WRD	Bouret Dam Rehabilitation	4/9/19	591,750	5,034	586,716
SWC	551	5000	2015-17	McHenry Co. WRD	Buffalo Lodge Lake Outlet	6/22/17	61,540	0	61,540
SE	561	5000	2015-17	City of Tioga	Tioga Dam EAP	5/20/16	40,000	0	40,000
SE	632	5000	2019-21	Bottineau County Highway Dept	Antler Dam Repair	1/16/20	34,800	0	34,800
SWC	688	5000	2017-19	Grand Forke Co WRD	Larimore Dam Rehabilitation	6/19/19	91,800	0	91,800
SWC	848	5000	2017-19	Sargent Co WRD	Brummond/Lubke Dam	10/11/18	280,043	192,439	87,604
SWC	980	5000	2015-17	Cass Co. Joint WRD	Rush River Watershed Detention Study	1/7/16	99,257	0	99,257
SWC	980	5000	2015-17	Cass Co. Joint WRD	Upper Maple River Watershed Detention Study	1/11/16	70,699	23,643	47,056
SE	1264	5000	2013-15	Barnes Co WRD	Little Dam Repurposing Feasibility Study	6/17/15	12,385	6,588	5,797
SE	1267	5000	2019-21	Bottineau County WRD	Westhope Dam Rehabilitation	2/7/20	47,529	0	47,529
SE	1289	5000	2015-17	McKenzie Co. Weed Board	Control of Noxious Weeds on Sovereign Land	4/10/17	27,549	0	27,549
SWC	1296	5000	2015-17	Pembina Co. WRD	Tongue River NRCS Watershed Plan	3/9/16	64,334	7,196	57,138
SWC	1301	5000	2015-17	Richland Co. WRD	North Branch Antelope Creek NRCS Small Watershed	3/9/16	53,939	53,939	0
SWC	1303	5000	2015-17	Sargent Co WRD	Shortfoot Creek Watershed Planning Program	3/9/16	84,475	2,736	81,740
SE	1378	5000	2019-21	Barnes Co WRD	Clausen Springs Dam EAP	8/8/19	72,052	0	72,052
SWC	1389	5000	2013-15	Bank of ND	BND AgPace Program	8/8/19	180,365	40,000	140,365
SE	1431	5000	2019-21	USGS/LaMoire County	Rapid Deployment Gages under FEMA Hazard Mit	10/17/19	500	0	500
SE	1444	5000	2015-17	City of Pembina	Flood Protection System Certification	4/19/16	1,657	0	1,657
SE	1453	5000	2015-17	Hettinger County WRD	Karey Dam Rehabilitation Feasibility Study	5/23/16	6,853	0	6,853
SE	1453	5000	2017-19	Hettinger County WRD	Karey Dam Rehabilitation Design & Planning	12/14/18	48,284	0	48,284
SE	1453	5000	2017-19	Hettinger County WRD	Karey Dam Rehabilitation Project	4/9/19	971,325	0	971,325
HB1202	1625	5000	2019-21	Various Consulting Firms	Sovereign Land Navigability Determination	8/8/19	400,000	0	400,000
SWC	1785	5000	2019-21	Maple River WRD	Maple River Dam Site T-180 Improvements	2/13/20	212,216	0	212,216
SWC	1851-01	5000	2015-17	ND State Water Commission	Drought Disaster Livestock Water Supply Assistance	2/8/18	656,983	57,117	599,865
SWC	1878-02	5000	2017-19	Maple-Steele Joint WRD	Upper Maple River Dam Outlet Channel Improvements	4/9/19	82,320	0	82,320
SWC	1968	5000	2015-17	Garrison Diversion	MM 15 Irrigation Project	3/29/17	93,615	0	93,615
SWC	1968	5000	2015-17	Garrison Diversion	MM 42L Irrigation Project	8/23/17	77,958	0	77,958
SWC	1968	5000	2017-19	Garrison Diversion	MM 0 and MM 0.4 Irrigation Project	12/7/18	1,673,793	29,089	1,644,704
SE	2055	5000	2015-17	Red River Joint Water Resource District	Lower Red Basin Regional Detention Study	7/17/15	45,000	0	45,000
SWC	2059	5000	2015-17	Park River Joint WRD	North Branch Park River NRCS Watershed Study	10/6/15	81,200	0	81,200
SWC	2060	5000	2015-17	Walsh Co. WRD	Forest River Watershed Study	4/10/17	154,012	0	154,012
SWC	2060	5000	2017-19	Walsh Co. WRD	Matejcek Dam Rehabilitation	10/11/18	194,345	21,620	172,725
SE	2070	5000	2015-17	Garrison Diversion Conservancy Dist	Mile Marker 42 Irrigation Project	5/20/16	444	0	444
SE	2071	5000	2015-17	Foster County WRD	Alkali Lake High Water Feasibility Study	4/19/16	4,830	0	4,830
SE	2072	5000	2015-17	Barnes Co WRD	Ten Mile Lake Flood Risk Reduction Project	6/8/16	36,812	0	36,812
SWC	2075	5000	2015-17	Ward Co. WRD	Second Larson Coulee Detention Pond	7/6/16	602,307	0	602,307
SWC	2083	5000	2015-17	Pembina Co. WRD	Herzog Dam Gate & Catwalk Retrofit - Construction	10/12/16	106,188	81,817	24,370
SE	2085	5000	2015-17	Adams Co WRD	Orange Dam Rehabilitation Feasibility Study	10/13/16	8,840	0	8,840
SE	2089	5000	2015-17	Maple River WRD	Tower Township Improvement District No. 77 Study	12/19/16	16,458	0	16,458
SE	2090	5000	2015-17	International Water Institute	River Watch Program	1/12/17	59,074	5,234	53,840
SWC	2096	5000	2015-17	Southeast Cass WRD	Sheyenne-Maple Flood Control Dist #2 Improvements	3/29/17	322,617	0	322,617
SWC	2103	5000	2017-19	Walsh Co. WRD	Bylin Dam Rehabilitation	6/19/19	131,370	127	131,243
SE	2109	5000	2017-19	Logan County WRD	McKenna Lake Feasibility Study	6/21/17	2,247	0	2,247
SE	2109	5000	2017-19	Logan County WRD	McKenna Lake Hydrologic Study	9/12/18	55,961	0	55,961
SWC	2115	5000	2017-19	Applied Weather Associates, LLC	(PMP) Probable Maximum Precipitation Estimates	10/11/18	600,000	261,860	338,140
SWC	2120	5000	2017-19	Apex Engineering	SWPP Transfer of Ownership Study	4/9/19	170,909	132,897	38,012
SWC	2121	5000	2017-19	Pembina Co. WRD	Senator Young Dam Rehabilitation	6/19/19	129,210	0	129,210
SWC	2123	5000	2017-19	Geotech, Inc.	Airborne Electromagnetic (AEM) 2018	8/9/18	427,354	186,292	241,062
SE	1396-01	5000	2013-15	Trout, Raley, Montano, Witwer, & Freeman	Missouri River Recovery Program	11/17/15	46,510	0	46,510
SWC	ARB-WMI-19-1	7600	2019-21	Weather Modification, Inc.	Atmospheric Resource Operations and Research Gr	6/19/19	875,722	0	875,722
SWC	PS/IRR/LOW	5000	2017-19	Lower Yellowstone Irrigation District #2	Lateral W Irrigation Project	6/14/18	366,445	0	366,445
SE	AOC/WEF	5000	2019-21	ND Water Education Foundation	ND Water Magazine	7/23/19	26,000	6,500	19,500
SWC	AOC/RRB	5000	2019-21	Red River Basin Commission	Red River Basin Commission Contractor	6/19/19	200,000	50,000	150,000
SWC	AOC/ASS	5000	2019-21	Assiniboine River Basin Initiative	ARBI's Outreach Efforts	6/19/19	100,000	0	100,000
SE	AOC/IRA	5000	2019-21	ND Irrigation Association	Water Irrigation Funding	6/28/19	50,000	25,000	25,000
SE	PS/WRD/DEV	5000	2019-21	Devils Lake Basin Joint WRB	Board Manager	7/1/19	60,000	0	60,000
SE	PS/WRD/UPP	5000	2017-19	Upper Sheyenne River Joint WRB	USRJWB Operational Costs	6/20/17	0	0	0
SE	PS/WRD/MRJ	5000	2019-21	Missouri River Joint WRB	MRRIC Terry Fleck	5/2/19	45,000	0	45,000
SE	PS/WRD/MRJ	5000	2017-19	Missouri River Joint WRB	Board Operational Costs	6/7/17	0	0	0
SE	PS/WRD/LOW	5000	2015-17	Lower Heart WRD	Lower Heart Flood Central Study	5/10/17	21,140	0	21,140
Subtotal General Projects							12,856,773	1,271,953	11,584,820
TOTAL							17,421,436	3,325,759	14,095,677

SWC Board Approved to Continue

**STATE WATER COMMISSION PROJECT SUMMARY
2019-2021 BIENNIUM**

RESOURCES TRUST FUND

COMPLETED GENERAL PROJECTS

Approved SWC		Approved				Approved	Total	Total	<i>Feb-20</i>	
By	No	Dept	Biennium	Sponsor	Project	Date	Approved	Payments	Balance	
Hydrologic Investigations:										
	0	0	0	0	0	0	1/0/00	0	0	0
							0	0	0	
SWC	FUGRO	5000	2019-21	FUGRO	Aerial Imagery Project	6/19/19	790,000	790,000	0	
SWC	2074	5000	2015-17	City of Wahpeton	Breakout Easements	7/6/16	265,250	265,250	0	
SWC	2074	5000	2015-17	City of Wahpeton	Flood Control - Levee Certification	7/6/16	247,500	247,500	0	
SE	2090-02	5000	2017-19	International Water Institut	River of Dreams Program	6/6/18	8,331	8,331	0	
SE	849-01	5000	2017-19	Pembina Co. WRD	Goschke Dam Spillway Gate Retrofit	4/9/19	119,010	119,010	(0)	
SE	1270	5000	2015-17	City of Wilton	Wilton Pond Dredging Recreation Project	12/29/15	35,707	0	35,707	
SE	1273	5000	2019-21	City of Oakes	James River Bank Stabilization	11/26/19	16,869	16,869	0	
SE	1403	5000	2019-21	NDSU	ND Water Resource Institute grant student stipends	1/16/20	25,000	25,000	0	
SE	1431	5000	2017-19	USGS	Rapid Deployment Gage on the James River at Adrian	3/20/19	4,900	4,900	0	
SE	1303	5000	2013-15	Sargent Co WRD	Gwinner Dam Improvement Feasibility Study Program	4/17/15	20,181	501	19,681	
SWC	1859	5000	2017-15	ND Dept of Environmental	NPS Pollution	8/23/17	200,629	200,000	629	
SB2009	1986	5000	2019-21	ND Dept of Agriculture	Wildlife Services	8/15/19	125,000	125,000	0	
SE	667	5000	2017-19	Burke Co WRD	Northgate Dam 2 Emergency Action Plan	9/5/17	26,396	25,866	530	
Subtotal General Projects							1,884,773	1,828,226	56,547	
TOTAL							<u>1,884,773</u>	<u>1,828,226</u>	<u>56,547</u>	

**STATE WATER COMMISSION PROJECT SUMMARY
2019-2021 BIENNIUM**

MUNICIPAL/REGIONAL WATER SUPPLY

**February-20
Balance**

BUCKET TOTAL S.B.2020 2019-2021 \$ 128,000,000

APPROPRIATED TO RED RIVER VALLEY \$ 43,000,000

OBLIGATED THIS BIENNIUM

2050-13	5000	Mandan	Mandan Raw Water Intake	6/19/19	7,840,000
2050-75-19	5000	Bismarck	Lockport Water Pump Station	6/19/19	2,280,000
2050-76-19	5000	Mapleton	Water Storage Tank	6/19/19	840,000
1973-07	5000	WAWSA	WAWSA	6/19/19	5,476,000
2050-84-19	5000	Cavalier	Water Tower Replacement	10/10/19	1,022,500
2050-85-19	5000	Mapleton	300,000 Gallon Storage Tank	10/10/19	540,000
2050-86-19	5000	Minot	SW Water Tower	10/10/19	2,855,000
2050-87-19	5000	Streeter	Well Installation and Tower Rehabilitation	10/10/19	265,000
2050-88-19	5000	Davenport	Water Improvement District No. 2019-1	10/10/19	466,000
2050-89-19	5000	West Fargo	9th Street NW Water Main	10/10/19	594,000
2050-90-19	5000	Grand Forks	Water Treatment Plant	10/10/19	9,875,000
2050-94-19	5000	Watford City	Water Distribution 2019	12/6/19	1,580,000
2050-95-19	5000	Garrison	Water Supply Treatment and Transmission Line	2/13/20	3,396,000
2050-96-19	5000	Larimore	2020 Water System Replacement	2/13/20	2,617,000
2050-97-19	5000	Park River	2020 Water Main Improvement	2/13/20	970,000
2050-98-19	5000	Sykeston	Water Tower Replacement	2/13/20	587,000
2050-99-19	5000	Valley City	Water Main Improvement 100/101	2/13/20	700,000
2050-100-19	5000	Wyndmere	2020 Water Main Improvements	2/13/20	1,730,000
2050-101-19	5000	Fargo	Downtown Water Tower	2/13/20	2,814,000
2050-102-19	5000	Lincoln	Water Tank Replacement	2/13/20	1,268,000
2050-103-19	5000	Kindred	Water Main Looping 2020	2/13/20	134,000
2050-104-19	5000	Hazen	Water Storage Improvements	2/13/20	1,430,000
2050-105-19	5000	Williston	42nd Street and 16th Avenue Water Main	2/13/20	1,196,000

MUNICIPAL/REGIONAL WATER SUPPLY OBLIGATED 50,475,500

BALANCE 34,524,500

COMPLETED WATER SUPPLY - FUNDS TURNED BACK

MUNICIPAL/REGIONAL FUNDS TURNED BACK 0

BALANCE PER PROJECT SUMMARY REPORT 34,524,500

VARIANCE 0

**STATE WATER COMMISSION PROJECT SUMMARY
2019-2021 BIENNIUM**

RURAL WATER SUPPLY

**February-20
Balance**

				\$	37,200,000
BUCKET TOTAL S.B.2020 2019-2021					
OBLIGATED THIS BIENNIUM					
2050-77-19	5000	Dakota Rural Water District	2019 Expansion	6/19/19	461,250
2050-78-19	5000	McLean-Sheridan Rural Water District	2019 Expansion	6/19/19	327,075
2050-79-19	5000	Northeast Regional Water District	Devils Lake Water Supply Phase II	6/19/19	1,328,000
2050-80-19	5000	Stutsman Rural Water District	Phase 7	6/19/19	1,812,000
2050-81-19	5000	South Central Regional Water District	North Burleigh Water Treatment Plant	6/19/19	920,000
2050-82-19	5000	Missouri West Water System	North Mandan/Highway 25 and Harmon Lake Area	8/8/19	1,095,000
2050-83-19	5000	Tri-County Rural Water District	Phase 5	8/8/19	1,990,000
2050-91-19	5000	Agassiz Water Users District	2019 Expansion	10/10/19	273,750
2050-92-19	5000	East Central RWD	2019 Expansion Phase IV	10/10/19	375,000
2050-93-19	5000	Greater Ramsey Water District	2019 Expansion	10/10/19	1,328,000
2050-93-19	5000	Southeast Water Users District	System Wide Expansion Feasibility Study	2/13/20	225,000
RURAL WATER SUPPLY OBLIGATED					10,135,075
BALANCE					27,064,925
COMPLETED RURAL WATER SUPPLY - FUNDS TURNED BACK					
RURAL WATER SUPPLY - FUNDS TURNED BACK					0
BALANCE PER PROJECT SUMMARY REPORT					27,064,925
VARIANCE					0

**STATE WATER COMMISSION PROJECT SUMMARY
2019-2021 BIENNIUM**

FLOOD CONTROL PROJECTS BUCKET

*February-20
Balance*

						BUCKET TOTAL S.B.2020 2019-2021	\$ 197,000,000
						APPROPRIATED TO FARGO	66,500,000
FLOOD CONTROL OBLIGATED THIS BIENNIUM							
SWC	1504-09	5000	2019-21	10/10/19	Valley City	Permanent Flood Protection PH IV and V	11,610,554
SWC	1974-M19	5000	2019-21	6/19/19	Souris River Joint WRD	MREFPP Minot Projects	34,650,000
SWC	1974-MA19	5000	2019-21	6/19/19	Souris River Joint WRD	MREFPP Minot Acquisitions	11,950,000
SWC	1974-R19	5000	2019-21	6/19/19	Souris River Joint WRD	MREFPP Rural Projects	32,675,000
SWC	1974-RA19	5000	2019-21	6/19/19	Souris River Joint WRD	MREFPP Rural Acquisitions	3,225,000
SE	2122	5000	2019-21	7/10/19	US Army Corps of Engineers	Development of Comprehensive Plan for Souris Basin	75,000
SWC	2128	5000	2019-21	8/8/19	City of Minot	Minot 2019 Bank Stabilization SWIF Action E	823,180
SWC	2129	5000	2019-21	8/8/19	Burleigh County WRD	Sibley Island Flood Control Project	96,420
SWC	274	5000	2019-21	9/16/19	City of Neche	Neche Levee Certification Project	36,600
						OBLIGATED 2019-2021	95,141,754
WATER CONVEYANCE OBLIGATED THIS BIENNIUM							
SWC	568	5000	2019-21	8/8/19	Southeast Cass WRD	Sheyenne River Snag & Clear	294,000
SE	662	5000	2019-21	1/28/20	Walsh County WRD	Park River Snag & Clear	50,500
SWC	1090	5000	2019-21	6/19/19	Southeast Cass WRD	Cass County Drain No. 40 Improvement Project	192,600
SWC	1217	5000	2019-21	10/10/19	Tri-County WRD	Drain No. 6	738,900
SE	1277	5000	2019-21	1/16/20	Emmons County WRD	Beaver Creek Snag & Clear	74,000
SWC	1638	5000	2019-21	10/30/19	Rush River WRD	Auka Ring Dike	24,374
SWC	1694	5000	2019-21	8/8/19	Pembina County WRD	Tongue River Snag & Clear	98,337
SE	1842	5000	2019-21	1/15/20	Richland County WRD	2019 Wild Rice River Snag & Clear	75,000
SWC	1868	5000	2019-21	8/8/19	Southeast Cass WRD	Wild Rice River Snag & Clear	120,000
SWC	2095	5000	2019-21	9/16/19	Barnes County WRD	2019 Sheyenne River Snag & Clear Reach 1 - Project 2	49,750
SWC	2138	5000	2019-21	12/6/19	Pembina County WRD	Drain No. 82	1,011,666
SWC	1999	5000	2019-21	2/13/20	Pembina Co. WRD	Tongue River Cutoff Channel Improvements	85,329
SWC	2104	5000	2019-21	2/13/20	Bottineau Co. WRD	Overgaard Extension	215,969
SWC	2127	5000	2019-21	2/13/20	Sargent Co WRD	Sargent County Drain 12 Improvement	267,512
SWC	2112	5000	2019-21	2/13/20	Pembina Co. WRD	Pembina Co Drain #81	284,982
						OBLIGATED 2019-2021	3,582,919
						SUBTOTAL OBLIGATED THIS BIENNIUM	98,724,673
						BALANCE OF S.B. 2020 BUCKET	\$ 31,775,327
COMPLETED FLOOD CONTROL - FUNDS TURNED BACK							
COMPLETED WATER CONVEYANCE - FUNDS TURNED BACK							
SWC	1650	5000	2017-19	6/19/19	Sargent Co WRD	Sargent County Drain No. 7 Cost Overrun	3,589
SE	662	5000	2015-17	2/17/17	Walsh Co. WRD	Park River Snagging & Clearing	25,608
						TOTAL FUNDS TURNED BACK	29,197
						BALANCE PROJECT SUMMARY WORKSHEET	\$ 31,804,524
						VARIANCE	(29,197)

STATE WATER COMMISSION PROJECT SUMMARY
2019-2021 BIENNium

GENERAL PROJECTS BUCKET

February-20
Balance

						BUCKET TOTAL S.B. 2020 2019-2021	\$ 27,093,776
OBLIGATED THIS BIENNium							
SWC	AOC/RRC	5000	2019-21	6/19/19	Red River Basin Commission	Red River Basin Commission Contractor	200,000
SWC	AOC/ASS	5000	2019-21	6/19/19	Assiniboine River Basin Initiative	ARBI's Outreach Efforts	100,000
SWC	2041	5000	2019-21	6/19/19	USGS	Stream Gage Joint Funding Agreement	81,149
SWC	62019	7600	2019-21	6/19/19	Weather Modification Inc.	Atmospheric Resource Operations and Research Grants	875,722
SWC	FUGRO	5000	2019-21	6/19/19	Fugro	Aerial Imagery Project	790,000
SE	AOC/WEF	5000	2019-21	7/23/19	ND Water Education Foundation	ND Water Magazine	26,000
SE	632	5000	2019-21	1/16/20	Bottineau County Highway Department	Antler Dam Repair	34,800
SWC	989	5000	2019-21	6/19/19	USGS	Stream Gage Joint Funding Agreement	110,000
SE	1273	5000	2019-21	11/26/19	City of Oakes	James River Bank Stabilization	16,869
SWC	1389	5000	2019-21	8/8/19	Bank of ND	BND AgPace Program	150,000
SE	1403	5000	2019-21	1/16/20	NDSU	ND Water Resource Institute Grant Student Stipends	25,000
SE	1431	5000	2019-21	10/17/19	USGS/LaMoure County	Rapid Deployment Gages Under FEMA Hazard Mitigation Grant Program	500
SWC	1859	7600	2019-21	8/8/19	ND Dept of Environmental Quality	NPS Pollution	200,000
SWC	1986	5000	2019-21	8/15/19	ND Dept of Agriculture	Wildlife Services	125,000
SE	2090	5000	2019-21	8/2/19	International Water Institute	River Watch Program	53,840
SWC	HB1202	5000	2019-21	8/8/19	Various Consulting Firms	Sovereign Land Navigability Determination	400,000
SE	AOC/IRA	5000	2019-21	6/28/19	ND Irrigation Association	Water Irrigation Funding	50,000
SE	PS/WRD/DEV	5000	2019-21	7/1/19	Devils Lake Basin Joint WRB	Board Manager	60,000
SE	PS/WRD/MRJ	5000	2019-21	5/2/19	Missouri River Joint WRB	MRRIC Terry Fleck	45,000
SWC	391	5000	2019-21	2/13/20	Sargent Co WRD	Silver Lake Dam Improvements	107,945
SWC	394	5000	2019-21	2/13/20	Golden Valley Co WRD	Odland Dam Rehabilitation Project	397,200
SWC	1267	5000	2019-21	2/7/20	Bottineau County WRD	Westhope Dam Rehabilitation	47,527
SE	1378	5000	2019-21	2/7/20	Barnes Co WRD	Clausen Springs Dam EAP	72,052
SWC	1785	5000	2019-21	2/13/20	Maple River WRD	Maple River Dam Site T-180 Improvements	212,216
						OBLIGATED 2019-2021	4,180,820
						BALANCE OF S.B. 2020 BUCKET	\$ 22,969,502
COMPLETED GENERAL PROJECTS - FUNDS DEOBLIGATED							
SE	1270	5000	2015-17	12/29/15	City of Wilton	Wilton Pond Dredging Recreation Project	35,707
SE	667	5000	2017-19	9/5/19	Burke County WRD	Northgate Dam 2 Emergency Action Plan	530
SE	1303	5000	2013-15	4/17/15	Sargent Co WRD	Gwinner Dam Improvement Feasibility Study Program	19,681
SE	1859	5000	2017-19	8/8/19	ND Dept of Environmental Quality	NPS Pollution	629
						TOTAL FUNDS DE OBLIGATED	56,547
						BALANCE PROJECT SUMMARY WORKSHEET	\$ 22,969,502
						VARIANCE	0

**North Dakota State Water Commission
900 East Boulevard Avenue
Bismarck, ND 58505-0850**

Request for Proposal (RFP)

RFP Title: ***Strategic Governance and Finance Study for Regional Water Supply Projects in North Dakota***

RFP Number: ***770-2115-20-02***

Date of Issue: ***, 2020***

Purpose: The North Dakota State Water Commission (SWC) is requesting proposals from qualified firms to perform a comprehensive study regarding the long-term governance and finance of regional water supply projects in North Dakota. Final Report is required by December 31, 2020 for consideration during the 2021 North Dakota Legislative Session. The firm will be selected based on qualifications and previous experience. The qualified firm must have a comprehensive understanding of the background of existing regional water supply projects in North Dakota. Additionally, they must have experience with financial modeling and the implementation of alternative project delivery methods.

Offerors are not required to return this form.

Procurement Officer: *Sarah Felchle*

Co-Project Managers: *Sindhuja S.Pillai-Grinolds / Tim Dodd*

TABLE OF CONTENTS

SECTION ONE

Introduction and Instructions

- 1.01 RFP Purpose
- 1.02 Contact Person, Telephone, Fax, E-mail
- 1.03 RFP Schedule
- 1.04 Return Mailing Address and Proposal Receipt Deadline
- 1.05 Assistance to Offerors with a Disability
- 1.06 Questions and Objections Receipt Deadline
- 1.07 Approved Vendor Registration Requirements
- 1.08 Pre-proposal Conference
- 1.09 RFP Amendments
- 1.10 Notice Provided

SECTION TWO

Background Information

- 2.01 Background Information
- 2.02 Budget

SECTION THREE

Scope of Work

- 3.01 Scope of Work
- 3.02 Deliverables
- 3.03 Work Location
- 3.04 Prior Experience
- 3.05 Required Licenses
- 3.06 Federal Requirements

SECTION FOUR

General Contract Information

- 4.01 Contract Term, Extension, and Renewal Options
- 4.02 Contract Type
- 4.03 Standard Contract Provisions
- 4.04 Proposal as a Part of the Contract
- 4.05 Additional Terms and Conditions
- 4.06 Supplemental Terms and Conditions
- 4.07 Contract Approval
- 4.08 Contract Changes – Unanticipated Amendments
- 4.09 Indemnification and Insurance Requirements
- 4.10 Taxes and Taxpayer Identification
- 4.11 Proposed Payment Procedures
- 4.12 Contract Funding
- 4.13 Payment Terms
- 4.14 Contract Personnel
- 4.15 Inspection & Modification - Reimbursement for Unacceptable Deliverables
- 4.16 Termination for Default
- 4.17 Open Records Laws - Confidentiality
- 4.18 Work Product, Equipment, and Material
- 4.19 Independent Entity
- 4.20 Assignment
- 4.21 Disputes - Applicable Law and Venue

SECTION FIVE

Evaluation Criteria and Contractor Selection

- 5.01 Scope of Work Strategy

- 5.02 Experience and Qualifications
- 5.03 Contract Cost

SECTION SIX

Proposal Format and Content

- 6.01 Proposal Format and Content
- 6.02 Introduction
- 6.03 Project Methodology, Understanding, and Management Plan
- 6.04 Experience and Qualifications
- 6.05 Cost Proposal
- 6.06 Required Enclosures

SECTION SEVEN

Standard Proposal Information

- 7.01 Authorized Signature
- 7.02 State Not Responsible for Preparation Costs
- 7.03 Conflict of Interest
- 7.04 Offeror's Certification
- 7.05 Offer Held Firm
- 7.06 Proposal Amendments and Withdrawals
- 7.07 Alternate Proposals
- 7.08 Subcontractors
- 7.09 Disclosure of Proposal Contents and Compliance with North Dakota Open Records Laws
- 7.10 Proposal Evaluation
- 7.11 Right of Rejection
- 7.12 Clarification of Offers
- 7.13 Preference Laws
- 7.14 Contract Negotiation
- 7.15 Failure to Negotiate
- 7.16 Notice of Intent to Award – Offeror Notification of Selection
- 7.17 Protest and Appeal

SECTION EIGHT

Attachments

- 8.01 Attachments
 - 1. Offeror Checklist
 - 2. Proposal Evaluation Worksheet

SECTION ONE INTRODUCTION AND INSTRUCTIONS

1.01 RFP Purpose

The North Dakota State Water Commission (SWC) is requesting proposals from qualified firms to perform a comprehensive study regarding the long-term governance and finance of regional water supply projects in North Dakota. Final Report is required by December 31, 2020 for consideration during the 2021 North Dakota Legislative Session. The firm will be selected based on qualifications and previous experience. The qualified firm must have a comprehensive understanding of the background of existing regional water supply projects in North Dakota. Additionally, they must have experience with financial modeling and the implementation of alternative project delivery methods.

1.02 Contact Person, Telephone, Fax, E-mail

The procurement officer is the RFP's point of contact. All vendor communications regarding this RFP must be directed to the procurement officer. Unauthorized contact regarding the RFP with other SWC employees may result in the vendor being disqualified, and the vendor may also be suspended or disbarred from the state bidders list.

PROCUREMENT OFFICER: Sarah Felchle
PHONE: (701) 328-4946
FAX: (701) 328-3696
E-MAIL: skfelchle@nd.gov

CO-PROJECT MANAGER: Sindhuja S.Pillai-Grinolds P.E.
PHONE: (701) 328-4954
FAX: (701) 328-3696
E-MAIL: spillai@nd.gov

CO-PROJECT MANAGER: Tim Dodd P.E.
PHONE: (701) 328-4962
FAX: (701) 328-3696
E-MAIL: tdodd@nd.gov

1.03 RFP Schedule

This schedule of events represents the SWC's best estimate of the schedule that will be followed for this RFP. If a schedule component, such as the deadline for proposal receipt, is delayed, the rest of the schedule will be shifted by the same number of days.

The approximate RFP schedule is as follows:

- RFP Issued: March 26, 2020
- Deadline for receipt of questions and objections related to the RFP: April 2, 2020, 5:00 PM CST
- Responses to questions / RFP amendments (if required) April 9, 2020
- Proposals due by: April 22, 2020, 5:00 PM CST

- Proposal Evaluation Committee evaluation presented to SWC for approval of selection: April 30, 2020
- SWC issues Notice of Intent to Award a Contract approximately: May 7, 2020
- Contract starts approximately: May 14, 2020

**1.04
Return Mailing Address and Proposal Receipt Deadline**

Offerors must submit 4 hard copies of the proposal and an electronic copy of the proposal via USB flash drive in a sealed envelope or package clearly labeled “**Strategic Governance and Finance Study**”.

Envelopes or packages containing proposals must be clearly addressed as follows to ensure proper delivery and to avoid being opened by the SWC before the receipt deadline.

State Water Commission
Request for Proposal (RFP): “**Strategic Governance and Finance Study**”
RFP Number: 770-2115-20-2
900 E. Boulevard Ave., Dept 770
Bismarck, ND, 58505-0850

Proposals must be received by the SWC no later than 5:00 P.M., CST on April 22, 2020. Proposals will not be publicly read at the opening.

Proposals may not be delivered orally, by facsimile transmission, by other telecommunication, or by electronic means. Offerors may fax or electronically transmit signed proposals to a third party, who must deliver the proposal to the location indicated above by the deadline for proposal receipt.

Offerors assume the risk of chosen dispatch method. The SWC and State of North Dakota assume no responsibility for delays caused by any delivery service. Postmarking by the due date will not substitute for actual proposal receipt by the State Water Commission. An offeror’s failure to submit its proposal prior to the deadline will cause the proposal to be rejected. Late proposals or amendments will not be opened or accepted for evaluation.

**1.05
Assistance to Offerors with a Disability**

Offerors with a disability that need an accommodation should contact the procurement officer prior to the receipt proposal deadline so that reasonable accommodations can be made.

**1.06
Questions and Objections Receipt Deadline**

Offerors must carefully review this solicitation, the contract, risk management provisions, and all attachments for defects or questionable or objectionable material. All questions must be in writing and directed to the SWC, addressed to the procurement officer, and cite the subject RFP number. The procurement officer must receive these written requests by the deadline specified in the RFP Schedule of Events to allow issuance of any necessary amendments.

This will also help prevent the opening of a defective solicitation and exposure of an offeror’s proposal upon which an award could not be made. Protests based on the solicitation content will be disallowed if these faults have not been brought to the procurement officer’s attention, in writing, by the time indicated in the Schedule of Events.

If the question may be answered by directing the questioner to a specific RFP section, the procurement officer may answer the question over the telephone. Other questions may be more complex and may require a written RFP amendment. The procurement officer will make this determination. Oral communications are considered unofficial and non-binding on the SWC. The offeror must confirm telephone conversations in writing.

1.07

Approved Vendor Registration Requirements

VENDORS MUST BE APPROVED BEFORE CONTRACT AWARD

Proposals will be accepted from vendors that are not currently approved vendors on the State's bidders list; however, the successful offeror will be required to become approved prior to award.

To become an approved vendor, offerors must: 1) be registered with the North Dakota Secretary of State (fees apply), and 2) submit a completed Bidders List Application to the North Dakota Vendor Registry Office. Prospective offerors may access the Procurement Vendor Database on-line to verify whether their firm is currently on the bidders list. The bidders list that will be used for this solicitation is commodity codes:

918-49 Finance/Economics Consulting
918-42 Engineering Consulting
925-97 Water Supply, Treatment & Distribution Engineering
925-33 Engineering Services Professional
925-17 Civil Engineering

The Procurement Vendor Database, registration instructions, and forms are available on-line at: <http://www.nd.gov/spo/vendor/registry/>. Contact the Vendor Registry Office at 701-328-2683 or infospo@nd.gov for assistance.

The successful offeror must register and become approved within **30 CALENDAR DAYS** from the Notice of Intent to Award date. If an offeror fails to become approved by the time specified by the procurement officer, its proposal may be determined to be non-responsive and will be rejected.

1.08

Pre-proposal Conference

No pre-proposal conference will be held for this RFP. Offerors are advised to carefully review the RFP and all attachments and submit all questions to the procurement officer by the question submission deadline in the schedule of events.

1.09

RFP Amendments

If an amendment to this RFP is issued, it will be provided to all offerors who were notified of the RFP and to those who have requested the RFP from the procurement officer. Amendments will also be posted to the State Procurement Website at www.nd.gov/spo/.

1.10

Notice Provided

Notice of this solicitation has been provided in accordance with North Dakota Century Code (N.D.C.C.) § 54-44.4-09.

The Request for Proposal and any amendments to the RFP will be posted on the following websites: <http://www.nd.gov/spol> <http://www.swc.nd.gov/>

SECTION TWO BACKGROUND INFORMATION

2.01

Background Information

Several regional and rural water supply projects exist in North Dakota. Historically, rural water supply projects have received funding from the SWC based on the prevailing water supply cost share policy. The policy for these projects has resulted in greater equity among projects in regard to State cost-share participation.

Regional water supply projects including the Northwest Area Water Supply Project (NAWS), Southwest Pipeline Project (SWPP), and the Western Area Water Supply Project (WAWS), and the proposed Red River Valley Water Supply Project (RRVWS) were developed at different times under differing circumstances. These differing conditions have resulted in inequalities in regard to the project governance, authority, infrastructure ownership, responsibility, and the State cost-share framework. Each project has received varying percentages of state funding and they each have a unique governance framework.

In October 2018 the SWC requested proposals from qualified firms to conduct an independent case study of the SWPP. The SWPP is owned by the State and is operated and maintained by the Southwest Water Authority (SWA). The study's purpose was to determine the advantages and disadvantages of the SWPP finance and governance model.

As the study progressed, the SWC determined that additional information, beyond the scope of the original case study, can be used to assist the State in developing an equitable governance and finance framework for regional potable water supply projects. The information and analysis prepared through this study is expected to assist in developing a governance and finance framework that is most efficient and responsive to the taxpayers and users of these systems. Additionally, the study is expected to outline a process for the potential migration of the existing systems to a preferred framework.

2.02

Budget

The estimated budget for project completion is not to exceed **\$200,000**. Proposals priced at more than **\$200,000** will be considered non-responsive. The SWC reserves the right to add additional funds for additional phases to this project under this RFP.

SECTION THREE

SCOPE OF WORK

3.01

Scope of Work

Project Description

The SWC is requesting proposals from qualified firms to perform a comprehensive study regarding the long-term governance and finance of regional water supply projects in North Dakota. Final Report is required by December 31, 2020 for consideration during the 2021 North Dakota Legislative Session. The firm will be selected based on qualifications and previous experience. The qualified firm must have a comprehensive understanding of the background of existing regional water supply projects in North Dakota. Additionally, they must have experience with financial modeling and the implementation of alternative project delivery methods and registration with the Municipal Securities Rulemaking Board.

The primary focus of the study is to perform a comparative analysis of the differing frameworks of project governance and finance to provide guidance for a recommended model for future regional water supply systems. The alternatives must be compared by efficiency and responsiveness criteria and they should not be bound by historic constraints.

Several factors, including, but not limited, to the following must be considered for a thorough review of alternatives:

- Industrial Organization
- Finance of Public Infrastructure
- Operational Research
- Public Economics
- Business Analytics
- Decision, Rate, and Taxing Authority
- Staffing and Licensure
- Existing SWC Cost-Share Policy
- Insurance
- Law

The study is primarily an operational and organizational question with an analysis of finance approaches for capital projects necessary to efficiently and sustainably implement the structural framework.

A secondary focus of the study is to evaluate and outline the necessary steps required to migrate the existing large regional water supply projects to a preferred governance and finance framework.

Contractor will complete a report including an executive summary with comparison of alternatives and recommendations for future water supply projects. Additionally, the report must include an analysis of the modifications to ND Century Code and SWC policy necessary to implement the preferred framework.

1. Project Management

1.1. Meetings: There will be a State Water Commission sub-committee meeting every other month conducted in Bismarck, ND. The Contractor may be required to participate in sub-committee meetings. The Contractor may also be asked to be present at the full commission meetings. Additional meetings may be scheduled throughout the project timeframe, as needed and agreed upon by the SWC and the selected firm.

1.2. Progress Summary: The Contractor shall submit a written progress summary outlining the study status, progress, and results to date prior to each subcommittee meeting.

1.3. Billing Statements: Billing statements will be submitted as agreed upon between the Contractor

and the SWC, but no more frequently than monthly. Each billing statement must include a task-by-task report justifying the cost of items contained in the billing statement. The monthly progress report may be used as the justification for a billing statement as long as all the cost items covered in the billing statement are addressed in the progress report.

3.02 Deliverables

The Contractor will be required to provide the following deliverables electronically to the SWC:

1. Draft report with an executive summary.
2. Final report with an executive summary.
3. Progress reports.

3.03 Work Location

There is no required location for this work. The SWC **will not** provide workspace for the Contractor.

The Contractor should include in its price proposal: transportation, lodging, and per diem costs sufficient to pay for any person(s) to make necessary trip(s) to meetings.

3.04 Prior Experience

In order for offers to be considered responsive, offerors must meet the minimum prior experience requirements. An offeror's failure to meet these minimum prior experience requirements will cause its proposal to be considered non-responsive, and it will be rejected. The minimum experience requirements are:

1. Demonstrated knowledge and understanding of various financial models and analyses used for project development.
2. Experience with infrastructure partnerships, specifically rural and regional water supply and distribution systems. A background of P3 solution development is preferred.
3. Ability to interpret current century code to identify changes that may be necessary to enable the transition of existing models to a preferred governance and finance model.

3.05 Required Licenses

At the time specified by the deadline for proposal submission, the offeror must have and keep current any professional licenses and permits required by federal, state, and local laws for contract performance. Offerors that do not possess required licenses at the time proposals are due will be determined non-responsive.

**3.06
Federal Requirements**

The offeror must identify all known federal requirements that apply to the proposal, the evaluation, or the contract.

**SECTION FOUR
GENERAL CONTRACT INFORMATION**

**4.01
Contract Term, Extension, and Renewal Options**

The State intends to enter into a contract with an effective date beginning May 14, 2020 and ending **January 31, 2021**.

The SWC reserves the right to extend the contract period for an additional 6 months beyond the original contract expiration date.

**4.02
Contract Type**

This contract is a **Firm Fixed Price** contract.

**4.03
Standard Contract Provisions**

The successful offeror will be required to sign a SWC Contract for Services following negotiation.

**4.04
Proposal as a Part of the Contract**

Part or all of this RFP and the successful proposal may be incorporated into the contract.

**4.05
Additional Terms and Conditions**

The SWC reserves the right to add, delete, or modify terms and conditions during contract negotiations. These terms and conditions will be within the RFP's scope and will not affect the proposal evaluations.

**4.06
Supplemental Terms and Conditions**

Proposals including supplemental terms and conditions will be accepted, but supplemental conditions that conflict with those contained in this RFP or that diminish the SWC's rights under any contract resulting from the RFP will be void. The SWC is not responsible for identifying conflicting supplemental terms and conditions before issuing a contract award. After contract award:

- (a) if conflict arises between a supplemental term or condition included in the proposal and an RFP term or condition, the RFP term or condition will prevail; and
- (b) if the SWC's rights would be diminished as a result of application of a supplemental term or condition included in the proposal, the supplemental term or condition will be void.

4.07

Contract Approval

This RFP does not obligate the SWC. SWC's obligation will commence upon contract approval. Upon written notice to the Contractor, the SWC may set a different contract start date. The SWC will not be responsible for any work done by the Contractor that occurs prior to the contract start date.

4.08

Contract Changes - Unanticipated Amendments

During the course of this contract, the Contractor may be required to perform additional work. That work will be within the initial contract's general scope. When additional work is required, the project manager will provide the Contractor a written description of the additional work and request the Contractor to submit a firm price and time schedule for accomplishing the additional work. Cost and pricing data must be provided to justify the cost amendments.

The Contractor will not commence additional work until the project manager has secured SWC's written approval

4.09

Indemnification and Insurance Requirements

The indemnification and insurance provisions will be incorporated into the final contract.

Objections to any of the Indemnification and Insurance Requirement provisions must be made in writing to the procurement officer's attention. No alteration of these provisions will be permitted without SWC S prior written approval, in consultation with the North Dakota Risk Management Division or Attorney General's Office.

Upon receipt of the Notice of Intent to Award, the successful offeror must obtain the required insurance coverage and provide the procurement officer with proof of coverage prior to contract approval. The coverage must be satisfactory to the SWC, in consultation with the Attorney General's Office. An offeror's failure to provide insurance coverage evidence is a material breach and grounds for award withdrawal or contract termination.

4.10

Taxes and Taxpayer Identification.

The Contractor must provide a valid Vendor Tax Identification Number as a provision of the contract.

The SWC and State are not responsible for and will not pay local, state, or federal taxes. The State sales tax exemption number is E-2001, and certificates will be furnished by the SWC upon request.

A Contractor performing any contract, including service contracts, for the United States Government, State of North Dakota, counties, cities, school districts, park board, or any other political subdivisions within North Dakota is not exempt from payment of sales or use tax on material and supplies used or consumed in carrying out contracts. In these cases, the Contractor is required to file returns and pay sales and use tax, just as required for contracts with private parties. Contact the North Dakota Tax Department at 701-328-1246 or visit its website at www.nd.gov/tax/ for more information.

A Contractor performing any contract, including a service contract, within North Dakota is also subject to the corporation income tax, individual income tax, and withholding tax reporting requirements, whether the contract is performed by a corporation, partnership, or other business entity, or as an employee of the Contractor. In the case of employees performing the services in the state, the Contractor is required to

withhold state income tax from the employees' compensation and remit to the state as required by law. Contact the North Dakota Tax Department at 701-328-1246 or visit its web site for more information.

4.11

Proposed Payment Procedures

The SWC will make payments based on a negotiated payment schedule. Each billing must consist of an invoice and progress report. No payment will be made until the project manager has approved the progress report and invoice.

4.12

Contract Funding

Payment for the contract is subject to funds already appropriated and identified.

4.13

Payment Terms

No payment will be made until the SWC approves the contract.

Payment for services received under contracts will normally be made within 30 calendar days after receipt and acceptance by the SWC or after receipt of a correct invoice, whichever is later. Payment inquiries must be directed to the project manager.

4.14

Contract Personnel

The project manager must approve any change of the Contractor's project team members named in the proposal, in advance and in writing. Personnel changes that are not approved by the SWC may be grounds for contract termination.

4.15

Inspection & Modification - Reimbursement for Unacceptable Deliverables

The Contractor is responsible for the completion of all work set out in the contract. All work is subject to inspection, evaluation, and approval by the project manager. The SWC may employ all reasonable means to ensure that the work is progressing and being performed in compliance with the contract. Should the project manager determine that corrections or modifications are necessary in order to accomplish its intent, the project manager may direct the Contractor to make changes. The Contractor will not unreasonably withhold changes.

Contractor's substantial failure to perform the contract may cause the SWC to terminate the contract. In this event, the SWC may require the Contractor to reimburse amounts paid (based on the identified portion of unacceptable work received) and may seek associated damages.

4.16

Termination for Default

If the project manager determines that the Contractor has refused to perform the work or has failed to perform the work with diligence as to ensure its timely and accurate completion, the SWC may, by providing written notice to the Contractor, terminate the Contractor's right to proceed with any remaining work.

4.17

Open Records Laws - Confidentiality

Any records that are obtained or generated by the Contractor under this contract are subject to North

Dakota open records law regarding public records and handling of confidential information.

**4.18
Work Product, Equipment, and Material**

All work product, equipment, or materials created or purchased under this contract belong to the SWC.

**4.19
Independent Entity**

The Contractor is an independent entity under this contract and is not a State employee for any purpose. Contractor retains sole and absolute discretion in the manner and means of carrying out the Contractor's activities and responsibilities under the contract, except to the extent specified in the contract.

**4.20
Assignment**

Contractor may not assign or otherwise transfer or delegate any right or duty without the SWC's express written consent. However, the Contractor may enter into subcontracts, provided that the subcontract acknowledges the binding nature of this contract and incorporates this contract, including any attachments.

**4.21
Disputes - Applicable Law and Venue**

Any dispute arising out of this agreement will be resolved under the laws of the State of North Dakota.

**SECTION FIVE
EVALUATION CRITERIA AND CONTRACTOR SELECTION**

**THE TOTAL NUMBER OF POINTS USED
TO SCORE THIS CONTRACT IS 100**

5.01 Scope of Work Strategy

Forty-five Percent (45%) of the total possible evaluation points will be assigned to this criterion.

Proposals will be evaluated against the questions set out below:

Does the methodology include a sound approach for locating and accessing any historical water supply documentation?

Did the offeror propose a study to develop alternative structural frameworks for the governance and finance of future regional water supply systems that are not bound by historic constraints?

Did the proposal include industrial organization, finance of public infrastructure, operational research, public economics, business analytics, decision, rate, and taxing authority, staffing and licensure, existing SWC cos-share policy, insurance, and law as factors that must be considered for a thorough review of alternatives?

Did the offeror propose how they would develop alternative finance frameworks for consideration by the State Water Commission or the Commission's sub-committee?

How reasonable is the quality control methodology?

Is the project team organization clear?

Is the proposal practical, feasible, and within budget?

Has the Contractor gone beyond the minimum tasks necessary to meet the RFP objectives?

Did the offeror demonstrate knowledge, expertise, and applicability of the RFP's Purpose statement?

Has the offeror demonstrated an understanding of the deliverables expected?

Has the offeror demonstrated an understanding of the SWC's time schedule, and can the offeror meet it?

Is the proposal submitted responsive to all material requirements in the RFP?

To what extent does the management plan allow for timely meetings and updates throughout the project?

How well does the management plan account for in-person meetings?

How well does the management plan support all project requirements and logically lead to the RFP's required deliverables?

How well does the management plan illustrate the lines of authority and communication?

To what extent does the offeror already have the hardware, software, equipment, and licenses necessary to perform the contract?

Does it appear that offeror can meet the RFP's schedule?

5.02

Experience and Qualifications

Forty Percent (40%) of the total possible points will be assigned to this criterion.

If the RFP requires a minimum amount of experience or qualifications, no points will be awarded for meeting the minimum. Points will be awarded for experience and qualifications that exceed the stated minimums. Proposals will be evaluated against the questions set out below:

Questions regarding the personnel.

How many years of experience on similar projects do assigned individuals have?

Are resumes complete and do they demonstrate backgrounds that would be desirable for individuals engaged in the work the RFP requires?

How extensive is the applicable education and experience of the personnel designated to work on the project?

Questions regarding the firm.

Has the firm demonstrated experience in completing financial models on time and within budget?

How successful is the firm's general history regarding timely and successful project completion?

Has the firm provided 3 references from previous clients?

If a subcontractor will perform project work, how well does it measure up to the evaluation used for the offeror?

5.03

Contract Cost

Fifteen Percent (15%) of the total possible evaluation points will be assigned to this criterion.

Any prompt payment discount terms proposed by the offeror will not be considered in evaluating cost. The cost amount used for evaluation may be affected by the application of North Dakota preference laws (N.D.C.C. § 44-08-01). The lowest cost proposal will receive the maximum number of points allocated to cost. The point allocations for cost on the other proposals will be evaluated according to the method set forth in the RFP's Proposal Evaluation form.

SECTION SIX PROPOSAL FORMAT AND CONTENT

6.01

Proposal Format and Content

The SWC discourages overly lengthy and costly proposals; however, in order for the SWC to evaluate proposals fairly and completely, offerors must follow the format set out in this RFP and provide all requested information.

6.02

Introduction

Proposals must include the complete name and address of offeror's firm and the name, mailing address, and telephone number of the person the SWC should contact regarding the proposal.

Proposals must confirm that the offeror will comply with all provisions in this RFP. The proposal must disclose any instances where the firm or any individuals working on the contract have a possible conflict of interest and the nature of that conflict.

Proposals must be signed by a company officer empowered to bind the company. An offeror's failure to include these items in the proposal may cause the proposal to be determined to be non-responsive, and the proposal may be rejected.

6.03

Project Methodology, Understanding, and Management Plan

Offerors must provide comprehensive narrative statements that illustrate their understanding of the project requirements, deliverables, project schedule, and contract terms and conditions. Offerors must also identify any pertinent issues and potential problems related to the project.

Offerors must provide comprehensive narrative statements that set out the management plan they intend to follow and illustrate how the plan will serve to accomplish the work and furnish the deliverables described in the scope of work within the SWC's project schedule. Offerors must provide a narrative or organizational chart that describes the project team organization. The organizational chart must illustrate the lines of authority, designate the individual responsible and accountable for the completion of each RFP component and deliverable, and indicate where the work will be performed.

6.04

Experience and Qualifications

Offerors must describe their firm's experience in completing similar projects. Additionally, offerors must provide information specific to the personnel assigned to accomplish the RFP's work. Offerors must provide a narrative description of the project team organization, a personnel roster that identifies each person who will actually work on the contract, and provide the following information about each person listed:

- (a) title;
- (b) resume;
- (c) description of the type of work the individual will perform; and
- (d) the number of estimated hours for each individual.

If an offeror intends to use subcontractors, the offeror must identify the subcontractors' names and the portions of the work the subcontractors will perform.

Offerors must provide at least 3 reference names and phone numbers for similar projects the offeror's firm has completed. The SWC reserves the right to contact any references provided by an offeror. Offerors are also invited to provide reference letters from previous clients.

**6.05
Cost Proposal**

Cost proposals must include an itemized list of all costs associated with the contract performance, including total number of hours at various hourly rates, direct expenses, payroll, supplies, overhead assigned to each person working on the project, percentage of each person's time devoted to the project, and profit.

All costs associated with the contract must be stated in U.S. currency. Any commodities being imported must be identified, and the price must include any applicable customs, brokerage agency fees, and duties.

Offerors must complete the cost proposal attached to this RFP or prepare a cost proposal following the same format.

**6.06
Required Enclosures**

Offerors must provide all DOCUMENTS, SAMPLES, RESUMES, COPIES OF CERTIFICATES, OR OTHER INFORMATION specifically required in this RFP.

SECTION SEVEN STANDARD PROPOSAL INFORMATION

7.01 Authorized Signature

An individual authorized to bind the offeror to the RFP provisions must sign all proposals.

7.02 State Not Responsible for Preparation Costs

The SWC will not pay any cost associated with the proposal preparation, submittal, presentation, or evaluation.

7.03 Conflict of Interest

Offerors must disclose any instances where the firm or any individuals working on the contract have a possible conflict of interest and the nature of that conflict. The SWC reserves the right to cancel the award if any interest disclosed from any source could either give the appearance of a conflict or cause speculation as to the objectivity of the offeror's proposal objectivity. The SWC determination regarding any questions of conflict of interest is final.

7.04 Offeror's Certification

By signature on the proposal, an offeror certifies that it complies with:

- a) the laws of the State of North Dakota;
- b) North Dakota Administrative Code;
- c) all applicable local, state, and federal laws, code, and regulations;
- d) the applicable portion of the Federal Civil Rights Act of 1964;
- e) the Equal Employment Opportunity Act and the regulations issued by the federal government;
- f) the Americans with Disabilities Act of 1990 and the regulations issued by the federal government;
- g) all terms, conditions, and requirements set forth in this RFP;
- h) a condition that the proposal submitted was independently arrived at, without collusion;
- i) a condition that the offer will remain open and valid for the period indicated in this solicitation; and
- j) a condition that the firm and any individuals working on the contract do not have a possible conflict of interest.

If any offeror fails to comply with the provisions stated in this paragraph, the SWC reserves the right to reject the proposal, terminate the contract, or consider the Contractor in default.

7.05 Offer Held Firm

Proposals must remain open and valid for at least **90 DAYS** from the deadline specified for proposal submission. In the event award is not made within **90 DAYS**, the SWC may send a written request to all offerors deemed susceptible for award asking offerors to hold their price firm for a longer specified time period.

7.06 Proposal Amendments and Withdrawals

Offerors may amend or withdraw proposals prior to the deadline set for proposal receipt. No amendments will be accepted after the deadline unless they are in response to a SWC request. After the deadline, offerors may make a written request to withdraw proposals and provide evidence that a substantial

mistake has been made. The procurement officer may permit proposal withdrawal upon verification that a substantial mistake has been made, and the SWC may retain the offeror's bid bond or other bid type of bid security, if one was required.

7.07

Alternate Proposals

Offerors may submit **ONLY ONE** proposal for evaluation.

Alternate proposals (proposals that offer something different than what is requested) will be **REJECTED**.

7.08

Subcontractors

Subcontractors may be used to perform work under this contract. If an offeror intends to use subcontractors, the offeror must identify in the proposal the subcontractors' names and the portions of the work the subcontractors will perform.

If a proposal with subcontractors is selected, the offeror must provide the following information concerning each prospective subcontractor within **FIVE WORKING DAYS** from the date of the SWC's request:

- (a) subcontractor's complete name;
- (b) subcontractor's complete address;
- (c) type of work the subcontractor will be performing;
- (d) percentage of work the subcontractor will be providing;
- (e) evidence, as set out in the RFP's relevant section, that the subcontractor is registered and, if applicable, holds a valid North Dakota business license; and
- (f) a written statement, signed by each proposed subcontractor, that clearly verifies that the subcontractor is committed to render the services required by the contract.

An offeror's failure to provide this information may cause the SWC to consider the proposal non-responsive and reject it. The substitution of one subcontractor for another may be made only with SWC's prior written approval.

7.09

Disclosure of Proposal Contents and Compliance with North Dakota Open Records Laws

All proposals and other material submitted become the SWC's property and may be returned only at the SWC's option. All proposals and related information, including detailed cost information, are exempt records and will be held in confidence until an award is made, in accordance with N.D.C.C. § 54-44.4-10(2).

Offerors may make a written request that trade secrets and other proprietary data contained in proposals be held confidential. Material considered confidential by the offeror must be clearly identified, and the offeror must include a brief statement that sets out the reasons for confidentiality. See the North Dakota Office of the Attorney General website for additional information.

<https://attorneygeneral.nd.gov/open-records-meetings>

After award, proposals will be subject to the North Dakota open records law. Records are exempt or confidential only if specifically stated in law. If a request for public information is received, the procurement officer, in consultation with the Attorney General's Office, will determine whether the information is exempt or confidential under the North Dakota open records law, and the information will be processed appropriately.

7.10 Proposal Evaluation

All proposals will be reviewed to determine if they are responsive to the solicitation requirements. The procurement officer or an evaluation committee will evaluate responsive proposals. The evaluation will be based solely on the evaluation factors set forth in this RFP. The evaluation will consider information obtained subsequent to any discussions with offerors determined to be reasonable for award and any demonstrations, oral presentations, or site inspections, if required in this RFP.

7.11 Right of Rejection

The SWC reserves the right to reject any proposals, in whole or in part. Proposals received from debarred or suspended vendors will be rejected. The procurement officer may reject any proposal that is not responsive to all the RFP's material and substantial terms, conditions, and performance requirements.

Offerors may not qualify the proposal nor restrict the SWC's rights. If an offeror does so, the procurement officer may determine the proposal to be a non-responsive counter-offer and the proposal may be rejected.

The procurement officer may waive minor informalities that:

- do not affect responsiveness;
- are merely a matter of form or format;
- do not change the relative standing or otherwise prejudice other offers;
- do not change the RFP's meaning or scope;
- are insignificant, negligible, or immaterial in nature;
- do not reflect a material change in the work; or
- do not constitute a substantial reservation against a requirement or provision.

The SWC reserves the right to reject any proposal determined to be not responsive, and to reject the proposal of an offeror determined to be not responsible.

7.12 Clarification of Offers

In order to determine if a proposal is reasonably susceptible for award, communications by the procurement officer, project manager, or the proposal evaluation committee are permitted with an offeror to clarify uncertainties or eliminate confusion concerning the proposal contents and determine responsiveness to the RFP requirements. Clarifications may not result in a material or substantive proposal change. The initial evaluation may be adjusted because of a clarification under this section.

After proposal receipt, if there is a need for any substantial clarification or material change in the RFP, an amendment will be issued. The amendment will incorporate the clarification or change, and a new date and time established for new or amended proposals. Evaluations may be adjusted as a result of receiving new or amended proposals.

7.13 Preference Laws

The preference given to a non-resident offeror will be equal to the preference that would be given or required to a North Dakota offeror by the state of the non-resident offeror (i.e., reciprocal preference). A "resident" North Dakota bidder, offeror, seller, or contractor is one who has maintained a bona fide place of business within North Dakota for at least one year prior to the date the RFP was issued. For a listing of state preference laws, visit the following website:

<http://www.nd.gov/spo/legal/resources/> or contact the North Dakota State Procurement Office at 701-328-2740.

7.14 Contract Negotiation

After final evaluation, the procurement officer may negotiate with the offeror of the highest-ranked proposal. Negotiations, if held, will be within the RFP scope and limited to those items that would not have an effect on the proposal ranking. If the highest-ranked offeror fails to provide necessary information for negotiations in a timely manner, or fails to negotiate in good faith, the SWC may terminate negotiations and negotiate with the offeror of the next highest-ranked proposal.

If contract negotiations are commenced, they will be held:

PRIMARILY BY TELECONFERENCE OR EMAIL.

If contract negotiations are held, the offeror will be responsible for all costs, including its travel and per diem expenses.

7.15 Failure to Negotiate

If the selected offeror:

- fails to provide the information required to begin negotiations in a timely manner;
- fails to negotiate in good faith;
- indicates it cannot perform the contract within the budgeted funds available for the project; or
- if the offeror and the SWC, after a good faith effort, cannot come to terms,

the SWC may terminate negotiations with the offeror initially selected and commence negotiations with the next highest ranked offeror.

7.16 Notice of Intent to Award - Offeror Notification of Selection

After the contract negotiation completion, the procurement officer will issue a written Notice of Intent to Award and send copies to all offerors. The Notice of Intent Award will set out the names and addresses of all offerors and identify the proposal selected for award. The scores and placement of other offerors will not be part of the Notice of Intent to Award.

The successful offeror named in the Notice of Intent to Award is advised not to begin work, purchase materials, or enter into subcontracts relating to the project until both the successful offeror and the SWC sign the contract.

7.17 Protest and Appeal

North Dakota law provides that an interested party may protest a solicitation.

If an interested party wishes to protest the RFP's content, the written protest must be received by the procurement officer at least 7 calendar days before the proposal receipt deadline.

An interested party may protest the award or proposed contract award.

If an offeror wishes to protest the award or proposed contract award, the written protest must be received by the procurement officer within 7 calendar days after the date the Notice of Intent to Award is issued.

SECTION EIGHT ATTACHMENTS

8.01 Attachments

Attachments

1. Offeror Checklist
2. Proposal Evaluation Worksheet – not attached?

ATTACHMENT 1

OFFEROR CHECKLIST

- Submit any questions, comments, or requests for clarification to the procurement officer by the question submission deadline.
- Be sure an individual authorized to bind the offeror to the RFP provisions signs the proposal.
- Comply with the North Dakota Secretary of State and the North Dakota State Procurement Office Registration requirements prior to the deadline stated in the RFP.
- Comply with minimum experience requirements.
- Comply with professional licensing requirements, and provide copies of certifications, if required.
- Provide the information about the firm qualifications and individuals that will be working on the project.
- Identify all known federal requirements that apply to the proposal, the evaluation, or the contract.
- Provide the required references.
- Provide all documents or materials that must be submitted with the RFP.
- Identify and label any proposal sections you feel contain confidential information.

- 3 SNAGGING AND CLEARING. Snagging and clearing projects consist of the removal and disposal of fallen trees and associated debris encountered within or along the channel of a natural watercourse. Snagging and clearing projects are intended to prevent damage to structures such as bridges, and maintain the hydraulic capacity of the channel during flood flows. The Water Commission may provide cost-share for up to 50 percent of the eligible items for snagging and clearing as well as any sediment that has accumulated in the immediate vicinity of snags and any trees in imminent danger of falling in the channel or watercourses as defined in N.D.C.C § 61-01-06. Items that are not eligible include snagging and clearing of man-made channels; the dredging of watercourses for sediment removal; the clearing and grubbing of cattails and other plant vegetation; or the removal of any other unwanted materials.
- E. RECREATION. The State Water Commission may provide cost-share up to 40 percent for projects intended to provide water-based recreation. Typical projects provide or complement water-based recreation associated with dams.
- F. IRRIGATION. The State Water Commission may provide cost-share for up to 50 percent of the eligible items for irrigation projects. The items eligible for cost-share are those associated with the off-farm portion of new central supply works, including water storage facilities, intake structures, wells, pumps, power units, primary water conveyance facilities, and electrical transmission and control facilities. The Commission will only enter into cost-share agreements with political subdivisions, including irrigation districts, and not with individual producers.

[Note - the following section was moved from a subcategory of "Flood Control" to its own section of the policy since dams have multiple purposes, in addition to flood control.]

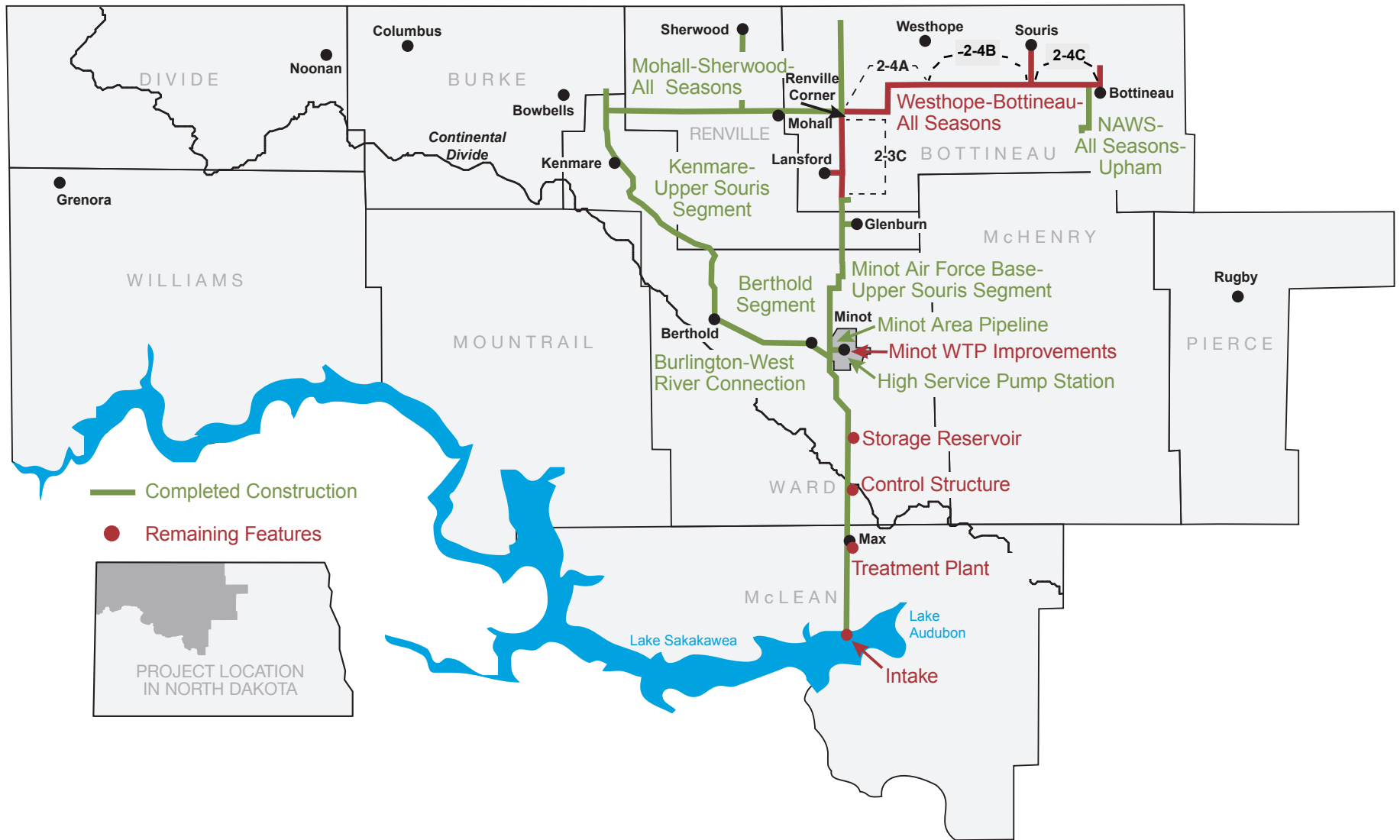
- G. DAMS AND EMERGENCY ACTION PLANS. The State Water Commission supports projects that address dam safety, deficiencies, repairs, and removals, as well as emergency action plans. In addition to the following cost-share percentages, the State Water Commission may lend a portion of the local share based on demonstrated financial need. For dams and emergency action plans, the Water Commission may:
 1. Provide cost-share for up to 60 percent of the eligible items for dam deficiency or repair projects and dam breach or removal projects.
 2. Provide cost-share up to 75 percent to mitigate public dangers associated with low head dam roller effects.
 3. Provide cost-share up to 80 percent for emergency action plans of each dam classified as high or medium/significant hazard. The cost of a dam break model is only eligible for reimbursement for dams classified as a high hazard.

**Garrison Diversion Unit
State Municipal, Rural, and Industrial Water Supply Program
Five Year Plan FY2020 - FY2024
Cooperative Agreement No. R17AC00049**

Project	Total Costs			FY 2020			FY 2021			FY 2022		
	Non Federal Share	Federal Share	Project Total	Non Federal Share	Federal Share	Project Total	Non Federal Share	Federal Share	Project Total	Non Federal Share	Federal Share	Project Total
NAWS Biota WTP Phase I and Pump Station Construction (7-1D/4-1A)	0	55,597,750	55,597,750	0	10,995,000	10,995,000	0	27,798,880	27,798,880	0	16,803,870	16,803,870
Eastern North Dakota Alternative Water Supply (EIS)	0	1,230,000	1,230,000	0	1,230,000	1,230,000	0	0	0	0	0	0
Northeast Regional Water District Phase II	250,000	750,000	1,000,000	250,000	750,000	1,000,000	0	0	0	0	0	0
NAWS Snake Creek Pumping Facility Construction (6-1A)	9,685,200	17,986,800	27,672,000	0	0	0	5,811,120	10,792,080	16,603,200	3,874,080	7,194,720	11,068,800
NAWS Westhope/Souris Corner Construction (2-4B)	2,509,227	4,660,000	7,169,227	2,509,227	4,660,000	7,169,227	0	0	0	0	0	0
NAWS Souris Corner/Bottineau/ASWU 1 Construction (2-4C)	2,179,380	4,047,420	6,226,800	0	0	0	2,179,380	4,047,420	6,226,800	0	0	0
NAWS Lansford Reservoir/Booster Pump Station Design (4-3A/5-3A)	542,550	1,007,600	1,550,150	0	0	0	542,550	1,007,600	1,550,150	0	0	0
NAWS Lansford Reservoir/ Booster Pump Station Construction (4-3A/5-3A)	4,961,420	9,214,080	14,175,500	0	0	0	0	0	0	0	0	0
NAWS Minot WTP Phase III Design (7-1C)	363,890	675,790	1,039,680	0	0	0	0	0	0	363,890	675,790	1,039,680
NAWS Minot WTP Phase III Construction (7-1C)	3,009,420	5,588,930	8,598,350	0	0	0	0	0	0	0	0	0
NAWS South Prairie Control Structure/Reservoir Bypass Design (5-1A)	389,340	723,060	1,112,400	0	0	0	389,340	723,060	1,112,400	0	0	0
NAWS South Prairie Control Structure/Reservoir Bypass Construction (5-1A)	2,260,695	4,198,440	6,459,135	0	0	0	0	0	0	2,260,695	4,198,440	6,459,135
NAWS Bottineau/All Seasons Pumps and Storage Design (5-4A)	198,650	368,930	567,580	0	0	0	198,650	368,930	567,580	0	0	0
NAWS Bottineau/All Seasons Pumps and Storage Construction (5-4A)	3,343,550	6,209,450	9,553,000	0	0	0	0	0	0	0	0	0
NAWS South Prairie Reservoir Construction (5-1B)	3,672,410	6,820,200	10,492,610	0	0	0	0	0	0	0	0	0
NAWS Inline Booster Pump Stations Design (4-2D)	0	205,000	205,000	0	0	0	0	0	0	0	205,000	205,000
NAWS Inline Booster Pump Stations Construction (4-2D)	517,470	961,030	1,478,500	0	0	0	0	0	0	0	0	0
NAWS Biota WTP and Pump Station Phase II Design (7-1E/4-2B)	776,050	1,441,230	2,217,280	0	0	0	0	0	0	776,050	1,441,230	2,217,280
NAWS Biota WTP and Pump Station Phase II Construction (7-1E/4-2B)	0	25,740,670	25,740,670	0	0	0	0	0	0	0	0	0
NAWS Biota WTP and Pump Station Phase III Design (7-1F/4-1C)	0	1,817,700	1,817,700	0	0	0	0	0	0	0	0	0
NAWS Biota WTP and Pump Station Phase III Construction (7-1F/4-1C)	0	19,960,430	19,960,430	0	0	0	0	0	0	0	0	0
Administration (BOR/GDCD/SWC)	84,946	3,587,880	3,672,826	16,000	1,192,000	1,208,000	16,480	572,680	589,160	16,974	589,860	606,835
Total	\$34,744,198	\$172,792,390	\$207,536,588	\$2,775,227	\$18,827,000	\$21,602,227	\$9,137,520	\$45,310,650	\$54,448,170	\$7,291,689	\$31,108,910	\$38,400,600

Project	FY 2023			FY 2024			Grant %
	Non Federal Share	Federal Share	Project Total	Non Federal Share	Federal Share	Project Total	
NAWS Biota WTP Phase I and Pump Station Construction (7-1D/4-1A)	0	0	0	0	0	0	100%
Eastern North Dakota Alternative Water Supply (EIS)	0	0	0	0	0	0	100%
Northeast Regional Water District Phase II	0	0	0	0	0	0	75%
NAWS Snake Creek Pumping Facility Construction (6-1A)	0	0	0	0	0	0	65%
NAWS Westhope/Souris Corner Construction (2-4B)	0	0	0	0	0	0	65%
NAWS Souris Corner/Bottineau/ASWU 1 Construction (2-4C)	0	0	0	0	0	0	65%
NAWS Lansford Reservoir/Booster Pump Station Design (4-3A/5-3A)	0	0	0	0	0	0	65%
NAWS Lansford Reservoir/ Booster Pump Station Construction (4-3A/5-3A)	3,721,065	6,910,560	10,631,625	1,240,355	2,303,520	3,543,875	65%
NAWS Minot WTP Phase III Design (7-1C)	0	0	0	0	0	0	65%
NAWS Minot WTP Phase III Construction (7-1C)	3,009,420	5,588,930	8,598,350	0	0	0	65%
NAWS South Prairie Control Structure/Reservoir Bypass Design (5-1A)	0	0	0	0	0	0	65%
NAWS South Prairie Control Structure/Reservoir Bypass Construction (5-1A)	0	0	0	0	0	0	65%
NAWS Bottineau/All Seasons Pumps and Storage Design (5-4A)	0	0	0	0	0	0	65%
NAWS Bottineau/All Seasons Pumps and Storage Construction (5-4A)	3,343,550	6,209,450	9,553,000	0	0	0	65%
NAWS South Prairie Reservoir Construction (5-1B)	3,672,410	6,820,200	10,492,610	0	0	0	65%
NAWS Inline Booster Pump Stations Design (4-2D)	0	0	0	0	0	0	65%
NAWS Inline Booster Pump Stations Construction (4-2D)	517,470	961,030	1,478,500	0	0	0	65%
NAWS Biota WTP and Pump Station Phase II Design (7-1E/4-2B)	0	0	0	0	0	0	100%
NAWS Biota WTP and Pump Station Phase II Construction (7-1E/4-2B)	0	10,296,268	10,296,268	0	15,444,402	15,444,402	100%
NAWS Biota WTP and Pump Station Phase III Design (7-1F/4-1C)	0	1,817,700	1,817,700	0	0	0	100%
NAWS Biota WTP and Pump Station Phase III Construction (7-1F/4-1C)	0	0	0	0	19,960,430	19,960,430	100%
Administration (BOR/GDCD/SWC)	17,484	607,556	625,040	18,008	625,783	643,791	100/100/75%
Total	\$14,281,399	\$39,211,694	\$53,493,093	\$1,258,363	\$38,334,135	\$39,592,498	

Northwest Area Water Supply

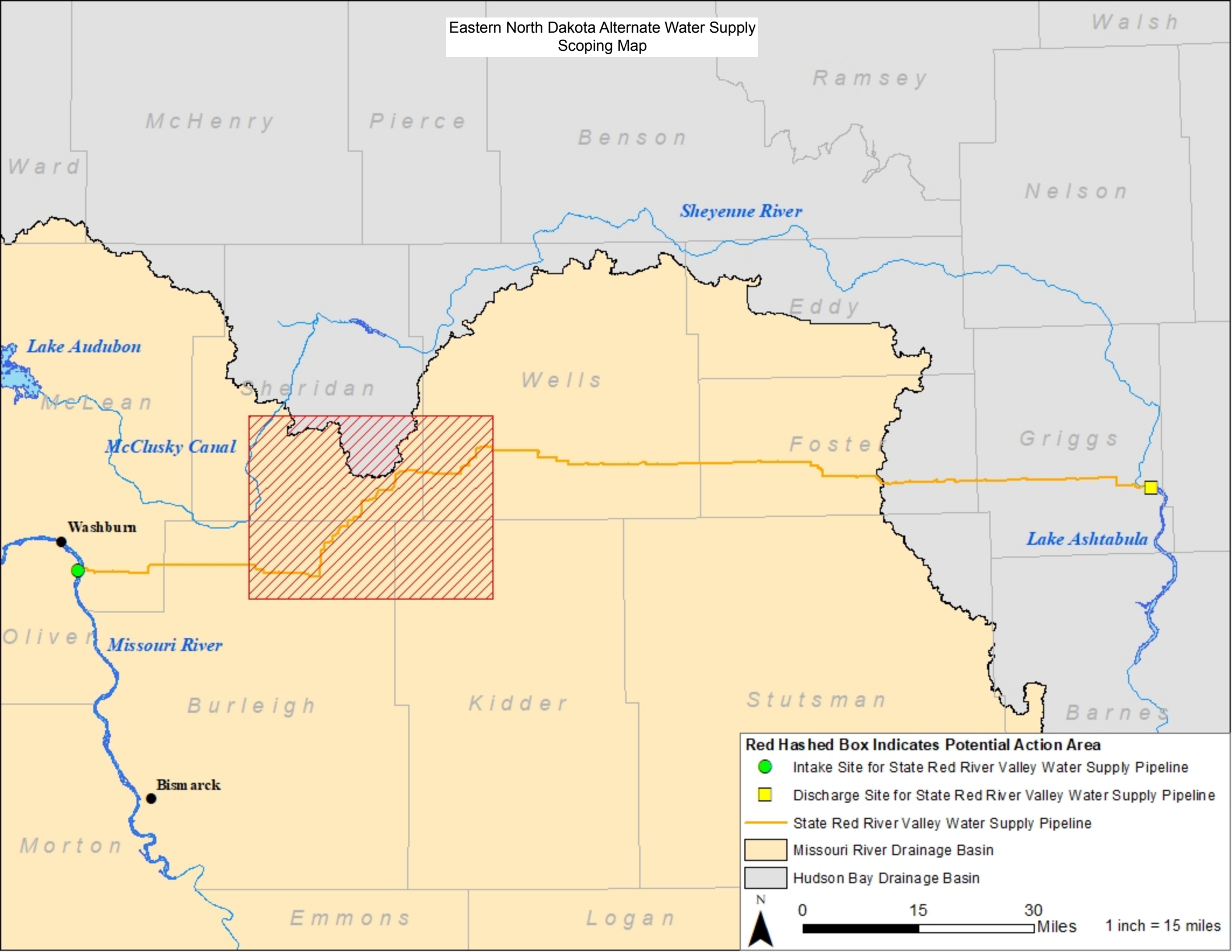


Northwest Area Water Supply Project
Remaining Project Features - Estimates to Complete
3/5/2020


Proposed Funding				Contract	Description	Purpose	Opinion of Probable Project Cost
100% or 65%	65%	35%	100%				
Federal	State	Minot	Total				
\$ -	\$ 1,489,800	\$ 802,200	\$ 2,292,000	6-1A	Snake Creek Pumping Facility Retrofit	Provide an intake facility for the raw water pipeline	\$ 29,964,000
\$ 15,912,164	\$ 44,602,756	\$ -	\$ 60,514,920	7-1D/4-1A	Biota WTP and Pump Station Phase I	First phase of the Biota Water Treatment Facility	\$ 60,674,000
\$ -	\$ -	\$ -	\$ -	7-1E/4-2B	Biota WTP and Pump Station Phase II	Second phase of the Biota Water Treatment Facility	\$ 27,958,000
\$ -	\$ -	\$ -	\$ -	7-1F/4-1C	Biota WTP and Pump Station Phase III	Third phase of the Biota Water Treatment Facility	\$ 21,859,000
\$ -	\$ 4,921,150	\$ 2,649,850	\$ 7,571,000	5-2A	South Prairie Control Structure and Reservoir Bypass	Hydraulic control structure located at the continental divide to control pipeline operations	\$ 7,571,000
\$ -	\$ -	\$ -	\$ -	5-2B	South Prairie Reservoir	Pre-treated storage reservoir	\$ 10,493,000
\$ -	\$ 179,400	\$ 96,600	\$ 276,000	2-1E	Supply System Evaluation and Initiation	Existing pre-treated pipeline inspection, testing, operational preparation	\$ 276,000
\$ 14,859,836	\$ 2,898,164	\$ 9,562,000	\$ 27,320,000	7-1B	Phase II Minot WTP	Softening basin expansion at the Minot Water Treatment Plant	\$ 27,320,000
\$ -	\$ -	\$ -	\$ -	7-1C	Phase III Minot WTP	Retrofit of previously existing softening basins, finishing remaining items at plant	\$ 9,640,000
\$ -	\$ -	\$ -	\$ -	4-3A/5-3A	Lansford Reservoir/BPS	Main storage and pumping station on finished water line, necessary to bring full service to Bottineau and northern tier	\$ 15,726,000
\$ -	\$ 136,500	\$ 73,500	\$ 210,000	4-2D	Inline BPS's	Finished water pipeline booster pump stations	\$ 2,000,000
\$ -	\$ -	\$ -	\$ -	5-4A	Bottineau/ASWUD Pumps and Storage	Finished water storage and pumping to supply design flow to Bottineau area	\$ 10,130,000
\$ 4,537,000	\$ (1,008,800)	\$ 1,899,800	\$ 5,428,000	2-3C	Glenburn to Renville Corner Segment	Finished water pipeline necessary to complete system loop and provide	\$ 5,428,000
\$ 4,186,000	\$ (884,000)	\$ 1,778,000	\$ 5,080,000	2-4A	Westhope and All Seasons System III Segment	Finished water pipeline to provide service to Westhope and better serve All Seasons	\$ 5,080,000
\$ 4,660,000	\$ (4,456,550)	\$ 2,509,750	\$ 7,169,750	2-4B	Westhope to Souris Corner Segment	Finished water pipeline to provide service to Souris	\$ 7,169,750
\$ -	\$ 200,395	\$ 107,905	\$ 308,300	2-4C	Souris Corner to Bottineau and ASWU System I Segment	Finished water pipeline to provide service to Bottineau and All Seasons System I	\$ 6,535,100
\$ -	\$ 1,500,000	\$ 500,000	\$ 2,000,000		Other	Ongoing costs: engineering, land, legal, permits, and construction	\$ 2,000,000
\$ 44,155,000	\$ 49,578,815	\$ 19,979,605	\$ 118,169,970	Sub-Total			\$ 249,823,850
\$ -	\$ 2,155,910	\$ 459,531	\$ 2,615,441	Contingency	2.30%		
\$ 44,155,000	\$ 51,734,725	\$ 20,439,136	\$ 120,785,410	Total			
\$ 28,500,000	\$ 27,100,000	\$ 20,439,136	\$ 76,039,136	Approved			
\$ (15,655,000)	\$ (24,634,725)	\$ 0	\$ (44,746,274)	Request			

Green - raw water supply system
Gray - treatment related
Blue - potable distribution system
Bold numbers are under contract/specific authorization, the rest are estimates

Eastern North Dakota Alternate Water Supply Scoping Map



- Red Hashed Box Indicates Potential Action Area**
- Intake Site for State Red River Valley Water Supply Pipeline
- Discharge Site for State Red River Valley Water Supply Pipeline
- State Red River Valley Water Supply Pipeline
- Missouri River Drainage Basin
- Hudson Bay Drainage Basin





Client: Garrison Diversion Conservancy District
 Project Name: ENDAWS Project TO 1321 - EIS Studies for Reclamation
 PN: 403070

Black & Veatch

Task	Lead Firm	Task Description	Position	P	SPM	PM	EM	TE	SDE	DE1	DE2	ARC2	CAD1	CAD2	PA1	ADM1	Labor Detail	Labor Detail	Expense Detail	Expense Detail	Sub Consultant	Expense Detail		TOTAL	TOTAL	TOTAL	TOTAL	
			Principal	Senior Project Manager	Project Manager	Design Engineer 1	Technical Expert	Senior Design Engineer	Hydraulic Engineer	Staff Engineer (ET)	Architect 2	CAD Technician 1	CAD Technician 2	Project Accountant 1	Administrator 1	BV Level of Effort (hrs)	BV Labor Cost	HOBACCA	Misc	AE2s	AE2s Sub Markup	Total Direct Expense	BV Level of Effort (hrs)	BV Labor Cost	Direct Expense	Fee		
IV. BASIC SERVICES																												
1		Project Management	110	0	102	0	0	0	0	0	0	0	0	0	0	60	60	332	\$67,212	\$2,613	\$684	\$41,388	\$2,070	\$46,755	332	\$67,212	\$46,755	\$113,967
	BV	Project Setup/Work Plan	40		32												72	\$18,472	\$567		\$12,636	\$632	\$13,835	72	\$18,472	\$13,835	\$32,307	
	BV	Administration	40		40											60	60	200	\$33,380	\$1,574	\$684	\$13,200	\$660	\$16,118	200	\$33,380	\$16,118	\$49,498
	BV	Team Meetings (30)	30		30												60	\$15,360	\$472		\$15,552	\$778	\$16,802	60	\$15,360	\$16,802	\$32,162	
2		Special Project and Third Party Meetings	40	0	30	0	0	0	0	0	0	0	0	0	0	0	70	\$17,970	\$551	\$0	\$32,132	\$1,607	\$34,290	70	\$17,970	\$34,290	\$52,260	
	AE2S	Reclamation Meetings (10)	10														10	\$2,610	\$79		\$17,552	\$878	\$18,509	10	\$2,610	\$18,509	\$21,119	
	BV	Reclamation Phone Calls (30)	30		30												60	\$15,360	\$472		\$14,580	\$729	\$15,781	60	\$15,360	\$15,781	\$31,141	
3		Completion of Appraisal Level Design Engineering Report	207	14	24	20	12	20	78	379	0	40	40	0	82	916	\$167,960	\$7,212	\$0	\$222,491	\$11,130	\$240,833	916	\$167,960	\$240,833	\$408,793		
A		Introduction	6	0	1	0	0	0	0	6	0	0	0	0	1	14	\$2,849	\$109	\$0	\$3,106	\$156	\$3,371	14	\$2,849	\$3,371	\$6,220		
	BV	ENDAWS Project Overview	2		1					2					1	6	\$1,193	\$47		\$1,310	\$66	\$1,423	6	\$1,193	\$1,423	\$2,616		
	BV	Project Need	2							2						4	\$828	\$31		\$898	\$45	\$974	4	\$828	\$974	\$1,802		
	BV	Overview and Purpose of Report	2							2						4	\$828	\$31		\$898	\$45	\$974	4	\$828	\$974	\$1,802		
B		Alternative Summary	12	0	1	0	0	0	0	6	0	0	0	0	4	23	\$4,757	\$183	\$0	\$22,020	\$1,104	\$23,307	23	\$4,757	\$23,307	\$28,064		
	AE2S	Alternative A	2		1					1					4	8	\$1,382	\$63		\$3,670	\$184	\$3,917	8	\$1,382	\$3,917	\$5,299		
	AE2S	Alternative B	2							1						3	\$675	\$24		\$3,670	\$184	\$3,878	3	\$675	\$3,878	\$4,553		
	AE2S	Alternative C	2							1						3	\$675	\$24		\$3,670	\$184	\$3,878	3	\$675	\$3,878	\$4,553		
	AE2S	Alternative D	2							1						3	\$675	\$24		\$3,670	\$184	\$3,878	3	\$675	\$3,878	\$4,553		
	AE2S	Alternative E	2							1						3	\$675	\$24		\$3,670	\$184	\$3,878	3	\$675	\$3,878	\$4,553		
	AE2S	Alternative F	2							1						3	\$675	\$24		\$3,670	\$184	\$3,878	3	\$675	\$3,878	\$4,553		
C		Major Design Assumptions	12	0	1	0	0	0	0	4	0	0	0	0	8	25	\$4,907	\$195	\$0	\$1,701	\$84	\$1,980	25	\$4,907	\$1,980	\$6,887		
	BV	Demands	3		1					1					8	13	\$2,099	\$102		\$486	\$24	\$612	13	\$2,099	\$612	\$2,711		
	BV	Pipeline Sizing	3							1						4	\$936	\$31		\$486	\$24	\$541	4	\$936	\$541	\$1,477		
	BV	Basis for Alignment	3							1						4	\$936	\$31		\$243	\$12	\$286	4	\$936	\$286	\$1,222		
	BV	Biota Water Treatment Plant	3							1						4	\$936	\$31		\$486	\$24	\$541	4	\$936	\$541	\$1,477		
D		Water Availability	16	0	1	0	0	0	0	6	0	0	0	0	0	23	\$5,345	\$180	\$0	\$2,187	\$109	\$2,476	23	\$5,345	\$2,476	\$7,821		
	BV	Introduction	4		1					1						6	\$1,448	\$47		\$486	\$24	\$557	6	\$1,448	\$557	\$2,005		
	BV	Missouri River	4							1						5	\$1,197	\$39		\$486	\$24	\$549	5	\$1,197	\$549	\$1,746		
	BV	McClusky Canal	8							4						12	\$2,700	\$84		\$1,215	\$61	\$1,370	12	\$2,700	\$1,370	\$4,070		
E		Biota Water Treatment Plant	10	0	20	0	0	4	0	40	0	0	0	0	8	82	\$15,582	\$645	\$0	\$10,935	\$545	\$12,125	82	\$15,582	\$12,125	\$27,707		
	BV	Water Quality	2		4				4	8					8	26	\$4,582	\$205		\$2,187	\$109	\$2,501	26	\$4,582	\$2,501	\$7,083		
	BV	Chlorination	2		4					8						14	\$2,750	\$110		\$2,187	\$109	\$2,406	14	\$2,750	\$2,406	\$5,156		
	BV	Chlorination/UV	2		4					8						14	\$2,750	\$110		\$2,187	\$109	\$2,406	14	\$2,750	\$2,406	\$5,156		
	BV	Conventional Treatment	2		4					8						14	\$2,750	\$110		\$2,187	\$109	\$2,406	14	\$2,750	\$2,406	\$5,156		
	BV	Micro-Filtration	2		4					8						14	\$2,750	\$110		\$2,187	\$109	\$2,406	14	\$2,750	\$2,406	\$5,156		
F		Individual Alternative Components	44	0	0	0	0	0	54	23	0	0	0	0	30	151	\$28,683	\$1,190	\$0	\$60,884	\$3,048	\$65,122	151	\$28,683	\$65,122	\$93,805		
	AE2S	Pipeline Segment A	2						6						30	38	\$5,082	\$299		\$3,592	\$180	\$4,071	38	\$5,082	\$4,071	\$9,153		
	AE2S	Pipeline Segment B	2						6							8	\$1,662	\$63		\$3,592	\$180	\$3,835	8	\$1,662	\$3,835	\$5,497		
	AE2S	Pipeline Segment C	2						6							8	\$1,662	\$63		\$3,592	\$180	\$3,835	8	\$1,662	\$3,835	\$5,497		
	AE2S	Pipeline Segment D	2						6							8	\$1,662	\$63		\$4,651	\$233	\$4,947	8	\$1,662	\$4,947	\$6,609		

Task	Lead Firm	Task Description	Position	P	SPM	PM	EM	TE	SDE	DE1	DE2	ARC2	CAD1	CAD2	PA1	ADM1	Labor Detail	Labor Detail	Expense Detail	Expense Detail	Sub Consultant	Expense Detail		TOTAL	TOTAL	TOTAL	TOTAL	
			Principal	Senior Project Manager	Project Manager	Design Engineer 1	Technical Expert	Senior Design Engineer	Hydraulic Engineer	Staff Engineer (ET)	Architect 2	CAD Technician 1	CAD Technician 2	Project Accountant 1	Administrator 1	BV Level of Effort (hrs)	BV Labor Cost	HOBACCA	Misc	AE2s	AE2s Sub Markup	Total Direct Expense	BV Level of Effort (hrs)	BV Labor Cost	Direct Expense	Fee		
	AE2S	Pipeline Segment E		2						6							8	\$1,662	\$63		\$2,499	\$125	\$2,687	8	\$1,662	\$2,687	\$4,349	
	AE2S	Pipeline Segment F		2						6							8	\$1,662	\$63		\$3,471	\$174	\$3,708	8	\$1,662	\$3,708	\$5,370	
	AE2S	Pipeline Segment G		2						6							8	\$1,662	\$63		\$3,592	\$180	\$3,835	8	\$1,662	\$3,835	\$5,497	
	AE2S	Pipeline Segment H		2						6							8	\$1,662	\$63		\$3,592	\$180	\$3,835	8	\$1,662	\$3,835	\$5,497	
	AE2S	Pipeline Segment I		2						6							8	\$1,662	\$63		\$3,592	\$180	\$3,835	8	\$1,662	\$3,835	\$5,497	
	BV	Missouri River Intake and Pump Station		4							4						8	\$1,656	\$63		\$922	\$46	\$1,031	8	\$1,656	\$1,031	\$2,687	
	AE2S	State Water Treatment Plant		1							1						2	\$414	\$16		\$972	\$49	\$1,037	2	\$414	\$1,037	\$1,451	
	AE2S	State Sedimentation Treatment Plant		1							1						2	\$414	\$16		\$972	\$49	\$1,037	2	\$414	\$1,037	\$1,451	
	BV	Main Pump Station (to Break Tanks)		4							4						8	\$1,656	\$63		\$486	\$24	\$573	8	\$1,656	\$573	\$2,229	
	BV	Main Pump Station (to BWTP)		4							4						4	\$1,044	\$31		\$486	\$24	\$541	4	\$1,044	\$541	\$1,585	
	AE2S	Central North Dakota Intake & Pump Station		1							1						2	\$414	\$16		\$8,200	\$410	\$8,626	2	\$414	\$8,626	\$9,040	
	AE2S	McClusky Canal Intake & Pump Station (MM 57)		1							1						2	\$414	\$16		\$6,393	\$320	\$6,729	2	\$414	\$6,729	\$7,143	
	AE2S	McClusky Canal Intake & Pump Station (MM 46)		1							1						2	\$414	\$16		\$6,393	\$320	\$6,729	2	\$414	\$6,729	\$7,143	
	BV	Biota Water Treatment Plant		1													1	\$261	\$8		\$486	\$24	\$518	1	\$261	\$518	\$779	
	AE2S	McClusky Canal Main Pump Station (MM 57)		1							1						2	\$414	\$16		\$1,215	\$61	\$1,292	2	\$414	\$1,292	\$1,706	
	AE2S	McClusky Canal Main Pump Station (MM 46)		1							1						2	\$414	\$16		\$1,215	\$61	\$1,292	2	\$414	\$1,292	\$1,706	
	BV	Hydraulic Break Tanks		4							4						8	\$1,656	\$63		\$486	\$24	\$573	8	\$1,656	\$573	\$2,229	
	BV	Control Valve Structure and Discharge Structure		2							4						6	\$1,134	\$47		\$486	\$24	\$557	6	\$1,134	\$557	\$1,691	
G		Project Alternatives		72	6	0	0	12	0	24	72	0	0	0	0	30	216	\$42,414	\$1,700	\$0	\$22,890	\$1,146	\$25,736	216	\$42,414	\$25,736	\$68,150	
	Both	Alternative A		12	1			2		4	12					30	61	\$9,919	\$480		\$3,815	\$191	\$4,486	61	\$9,919	\$4,486	\$14,405	
	Both	Alternative B		12	1			2		4	12						31	\$6,499	\$244		\$3,815	\$191	\$4,250	31	\$6,499	\$4,250	\$10,749	
	Both	Alternative C		12	1			2		4	12						31	\$6,499	\$244		\$3,815	\$191	\$4,250	31	\$6,499	\$4,250	\$10,749	
	Both	Alternative D		12	1			2		4	12						31	\$6,499	\$244		\$3,815	\$191	\$4,250	31	\$6,499	\$4,250	\$10,749	
	Both	Alternative E		12	1			2		4	12						31	\$6,499	\$244		\$3,815	\$191	\$4,250	31	\$6,499	\$4,250	\$10,749	
	Both	Alternative F		12	1			2		4	12						31	\$6,499	\$244		\$3,815	\$191	\$4,250	31	\$6,499	\$4,250	\$10,749	
H	BV	Reference		2							8					1	11	\$1,860	\$87	\$0	\$0	\$87	\$0	\$87	11	\$1,860	\$87	\$1,947
I		Attachment A - Pipeline Alignment Maps		9	0	0	0	0	0	0	18	0	0	0	0	0	27	\$5,103	\$216	\$0	\$73,448	\$3,672	\$77,336	27	\$5,103	\$77,336	\$82,439	
	AE2S	Pipeline Segment A		1							2						3	\$567	\$24		\$7,159	\$358	\$7,541	3	\$567	\$7,541	\$8,108	
	AE2S	Pipeline Segment B		1							2						3	\$567	\$24		\$9,768	\$488	\$10,280	3	\$567	\$10,280	\$10,847	
	AE2S	Pipeline Segment C		1							2						3	\$567	\$24		\$5,704	\$285	\$6,013	3	\$567	\$6,013	\$6,580	
	AE2S	Pipeline Segment D		1							2						3	\$567	\$24		\$27,439	\$1,372	\$28,835	3	\$567	\$28,835	\$29,402	
	AE2S	Pipeline Segment E		1							2						3	\$567	\$24		\$2,202	\$110	\$2,336	3	\$567	\$2,336	\$2,903	
	AE2S	Pipeline Segment F		1							2						3	\$567	\$24		\$2,202	\$110	\$2,336	3	\$567	\$2,336	\$2,903	
	AE2S	Pipeline Segment G		1							2						3	\$567	\$24		\$9,894	\$495	\$10,413	3	\$567	\$10,413	\$10,980	
	AE2S	Pipeline Segment H		1							2						3	\$567	\$24		\$3,095	\$155	\$3,274	3	\$567	\$3,274	\$3,841	
	AE2S	Pipeline Segment I		1							2						3	\$567	\$24		\$5,985	\$299	\$6,308	3	\$567	\$6,308	\$6,875	
J	Both	Attachment B - Hydraulic Facility and WTP Drawings		16						16	16		40	40			128	\$20,224	\$1,007	\$10,588	\$529	\$12,124	128	\$20,224	\$12,124	\$32,348		
K	BV	Cost Estimates		8	8		20				180						216	\$6,236	\$1,700	\$14,732	\$737	\$17,169	216	\$6,236	\$17,169	\$53,405		
4		Evaluation of WTP for Biota Removal and Inactivation		15	0	121	98	0	88	228	412	228	64	48	0	27	1,329	\$233,232	\$10,460	\$0	\$9,720	\$484	\$20,664	1,329	\$233,232	\$20,664	\$253,896	
A		Introduction		1		4	8		2		4	8					28	\$5,419	\$220		\$243	\$12	\$475	28	\$5,419	\$475	\$5,894	
B		Water Quality Regulations		1		4	8		2		8						24	\$4,871	\$189		\$243	\$12	\$444	24	\$4,871	\$444	\$5,315	
C		Water Quality		1		4	8		2		16						32	\$6,095	\$252		\$243	\$12	\$507	32	\$6,095	\$507	\$6,602	
D		Water Treatment Plant Design Overview		1		4	8		2		16	16					47	\$8,301	\$370		\$243	\$12	\$625	47	\$8,301	\$625	\$8,926	
E		Water Treatment Plant Design																										
		Disinfection		1		4	16		8		24	4	8				66	\$12,167	\$519		\$972	\$49	\$1,540	66	\$12,167	\$1,540	\$13,707	
		Enhanced Disinfection		1		4	16		8		24	4	8				66	\$12,167	\$519		\$972	\$49	\$1,540	66	\$12,167	\$1,540	\$13,707	
		Conventional Treatment		1		4	16		8		24	4	8				66	\$12,167	\$519		\$972	\$49	\$1,540	66	\$12,167	\$1,540	\$13,707	

Task	Lead Firm	Task Description	Position													Labor Detail		Expense Detail		Sub Consultant	Expense Detail	TOTAL	TOTAL	TOTAL	TOTAL	
			P	SPM	PM	EM	TE	SDE	DE1	DE2	ARC2	CAD1	CAD2	PA1	ADM1	BV Level of Effort (hrs)	BV Labor Cost	HOBACCA	Misc	AE2s	AE2s Sub Markup					Total Direct Expense
		Advanced Treatment	1		4	16		8		24	4	8			1	66	\$12,167	\$519		\$972	\$49	\$1,540	66	\$12,167	\$1,540	\$13,707
F		References	1		1	2				8					4	16	\$2,644	\$126		\$243	\$12	\$381	16	\$2,644	\$381	\$3,025
G		Attachment A - Water Quality Data	4		16				20	40					4	84	\$15,436	\$661		\$486	\$24	\$1,171	84	\$15,436	\$1,171	\$16,607
H		Attachment B - Drawings																								
		Disinfection			8			12		40	52	8	12			132	\$20,864	\$1,039		\$486	\$24	\$1,549	132	\$20,864	\$1,549	\$22,413
		Enhanced Disinfection			8			12		40	39	8	12			119	\$18,979	\$937		\$486	\$24	\$1,447	119	\$18,979	\$1,447	\$20,426
		Conventional Treatment			8			12		40	39	8	12			119	\$18,979	\$937		\$486	\$24	\$1,447	119	\$18,979	\$1,447	\$20,426
		Advanced Treatment			8			12		40	58	8	12			138	\$21,734	\$1,086		\$486	\$24	\$1,596	138	\$21,734	\$1,596	\$23,330
I		Attachment C - Detailed Cost Estimates																								
		Disinfection						24	8							32	\$5,784	\$252		\$486	\$24	\$762	32	\$5,784	\$762	\$6,546
		Enhanced Disinfection			8			24	8							40	\$7,792	\$315		\$486	\$24	\$825	40	\$7,792	\$825	\$8,617
		Conventional Treatment			8			24	8							40	\$7,792	\$315		\$486	\$24	\$825	40	\$7,792	\$825	\$8,617
		Advanced Treatment			8			24	8							40	\$7,792	\$315		\$486	\$24	\$825	40	\$7,792	\$825	\$8,617
J		Attachment D - Design Parameter Summary	1		8			12	24						4	49	\$8,677	\$386		\$243	\$12	\$641	49	\$8,677	\$641	\$9,318
K		Attachment E - Geotechnical Information	1		8			100	8						8	125	\$23,405	\$984		\$0	\$0	\$984	125	\$23,405	\$984	\$24,389
5	Both	EIS Support Allowance	40	0	40	40	0	0	0	0	0	0	0	0	120	29,520	\$944	\$0	\$24,400	\$1,220	\$26,564	120	\$29,520	\$26,564	\$56,084	
		EIS Support Allowance	40		40	40										120	\$29,520	\$944		\$24,400	\$1,220	\$26,564	120	\$29,520	\$26,564	\$56,084
Totals For Basic Services			412	14	317	158	12	108	306	791	228	104	88	60	169	2,767	\$515,894	\$21,780	\$684	\$330,131	\$16,511	\$369,106	2,767	\$515,894	\$369,106	\$885,000



Garrison Diversion Conservancy District
 Eastern North Dakota Alternate Water Supply Project
 ENDAWS TO 1322 - AIS Risk and Consequence Analysis
 BV Project No. 403761
 Black & Veatch and Subconsultants

Task	Lead Firm	Position	P	PM	TE	DE1	DE2	GIST	PA1	ADM1	Labor Detail	Labor Detail	Expense Detail	Expense Detail	Sub Consult	Sub Consultant	Sub Consul	Sub Consul	Sub Consultant	Expense Detail	TOTAL	TOTAL	TOTAL	TOTAL		
																									Principal	Project Manager
IV. BASIC SERVICES																										
1		Project Management/Communications	90	50	20	22	4	4	36	60		286	56,464	\$2,250	\$5,000	38	\$9,500	\$476	8	\$1,200	\$60	18,486	286	\$56,464	\$18,486	\$74,950
A	BV	Project Setup/Work Plan	40	12	20	4	4	4				84	\$20,288	\$661			\$0	\$0		\$0	\$661	84	\$20,288	\$661	\$20,949	
B	BV	Project Administration	24	16					36	60		136	\$20,580	\$1,070	\$5,000		\$0	\$0		\$0	\$6,070	136	\$20,580	\$6,070	\$26,650	
C	BV	Project Meetings (11)	3	11		11						25	\$5,584	\$197	11	\$2,750	\$138		4	\$600	\$30	\$3,715	25	\$5,584	\$3,715	\$9,299
D	BV	Third-Party Meetings and Calls										0	\$0	\$0			\$0	\$0		\$0	\$0	\$0	0	\$0	\$0	\$0
i.	Burian	Reclamation Meetings (2)	12									12	\$3,108	\$94	16	\$4,000	\$200			\$0	\$0	\$4,294	12	\$3,108	\$4,294	\$7,402
ii.	BV	Reclamation Phone Calls (11)	11	11		7						29	\$6,904	\$228	11	\$2,750	\$138		4	\$600	\$30	\$3,746	29	\$6,904	\$3,746	\$10,650
2		Literature / Information Review	24	12	88	60	60	40	0	8		292	\$57,972	\$2,297	\$0	0	\$0	\$0	48	\$7,200	\$360	\$9,857	292	\$57,972	\$9,857	\$67,829
A	BV	Update AIS Distribution	8	4	40	60	60	40		8		220	\$39,692	\$1,731			\$0	\$0	24	\$3,600	\$180	\$5,511	220	\$39,692	\$5,511	\$45,203
B	BV	Review/Update List of 39 AIS	8	4	24							36	\$9,140	\$283			\$0	\$0	4	\$600	\$30	\$913	36	\$9,140	\$913	\$10,053
C	DM	Update Life Histories of AIS	8	4	24							36	\$9,140	\$283			\$0	\$0	20	\$3,000	\$150	\$3,433	36	\$9,140	\$3,433	\$12,573
3		Conceptual Risk Modeling	40	8	8	8	0	0	0	8		72	\$16,784	\$567	\$0	16	\$4,000	\$200	16	\$2,400	\$120	\$7,287	72	\$16,784	\$7,287	\$24,071
A	BV	Conceptual Risk Model Update	40	8	8	8				8		72	\$16,784	\$567		16	\$4,000	\$200	16	\$2,400	\$120	\$7,287	72	\$16,784	\$7,287	\$24,071
4		Treatment Options Analysis	24	8	28	32	32	0	0	20		144	\$28,432	\$1,133	\$0	20	\$5,000	\$250	4	\$600	\$30	\$7,013	144	\$28,432	\$7,013	\$35,445
A	BV	Research AIS Treatability Data	8		12	16	16			4		56	\$11,000	\$441		4	\$1,000	\$50	4	\$600	\$30	\$2,121	56	\$11,000	\$2,121	\$13,121
B	BV	Disinfection (grit removal/chlorination)	4	2	4	4	4			4		22	\$4,358	\$173		4	\$1,000	\$50		\$0	\$0	\$1,223	22	\$4,358	\$1,223	\$5,581
C	BV	Enhanced Disinfection (grit removal/UV/chlorination)	4	2	4	4	4			4		22	\$4,358	\$173		4	\$1,000	\$50		\$0	\$0	\$1,223	22	\$4,358	\$1,223	\$5,581
D	BV	Conventional Treatment (coag/sed/media filtra/UV/chlor)	4	2	4	4	4			4		22	\$4,358	\$173		4	\$1,000	\$50		\$0	\$0	\$1,223	22	\$4,358	\$1,223	\$5,581
E	BV	Advanced Treatment (grit removal/coag/membrane filtra/UV/chlor)	4	2	4	4	4			4		22	\$4,358	\$173		4	\$1,000	\$50		\$0	\$0	\$1,223	22	\$4,358	\$1,223	\$5,581
5		Risk Analysis	48	0	32	16	0	0	0	8		104	\$24,440	\$818	\$0	20	\$5,000	\$250	16	\$2,400	\$120	\$8,588	104	\$24,440	\$8,588	\$33,028
A	BV/AM	Project Related Pathway Risks	24		16	8				4		52	\$12,220	\$409		4	\$1,000	\$50	8	\$1,200	\$60	\$2,719	52	\$12,220	\$2,719	\$14,939
B	BV/AM	Non-Project Related Pathway Risks	24		16	8				4		52	\$12,220	\$409		16	\$4,000	\$200	8	\$1,200	\$60	\$5,869	52	\$12,220	\$5,869	\$18,089
6		Environmental and Economic Consequence Analysis	32	0	16	16	0	0	0	0		64	\$15,344	\$504	\$0	32	\$8,000	\$400	28	\$4,200	\$210	\$13,314	64	\$15,344	\$13,314	\$28,658
A	Both	Environmental Consequence Analysis	16		8	8						32	\$7,672	\$252		8	\$2,000	\$100	20	\$3,000	\$150	\$5,502	32	\$7,672	\$5,502	\$13,174
B	Both	Economic Consequence Analysis	16		8	8						32	\$7,672	\$252	24	\$6,000	\$300	8	\$1,200	\$60	\$7,812	32	\$7,672	\$7,812	\$15,484	
7		Reporting and Documentation	32	16	32	32	0	0	24	32		168	\$32,400	\$1,322	\$0	40	\$10,000	\$500	16	\$2,400	\$120	\$14,342	168	\$32,400	\$14,342	\$46,742
A	BV	First Draft Report	16	8	16	16			8	16		80	\$15,800	\$630		16	\$4,000	\$200	8	\$1,200	\$60	\$6,090	80	\$15,800	\$6,090	\$21,890
B	BV	Second Draft Report	8	4	8	8			8	8		44	\$8,300	\$346		16	\$4,000	\$200	8	\$1,200	\$60	\$5,806	44	\$8,300	\$5,806	\$14,106
C	BV	Final Report	8	4	8	8			8	8		44	\$8,300	\$346		8	\$2,000	\$100		\$0	\$0	\$2,446	44	\$8,300	\$2,446	\$10,746
8		Quality Assurance / Quality Control	24	4	8	8	0	0	0	8		52	\$11,644	\$409	\$0	16	\$4,000	\$200	24	\$3,600	\$180	\$8,389	52	\$11,644	\$8,389	\$20,033
A	Both	QA/QC	24	4	8	8				8		52	\$11,644	\$409		16	\$4,000	\$200	24	\$3,600	\$180	\$8,389	52	\$11,644	\$8,389	\$20,033
9		EIS Support Allowance	16	0	16	0	0	0	0	0		32	\$8,192	\$252	\$0	16	\$4,000	\$200	16	\$2,400	\$120	\$6,972	32	\$8,192	\$6,972	\$15,164
A	BV	Allowance	16		16							32	\$8,192	\$252		16	\$4,000	\$200	16	\$2,400	\$120	\$6,972	32	\$8,192	\$6,972	\$15,164
Totals For Basic Services			330	98	248	194	96	44	60	144		1,214	\$251,672	\$9,552	\$5,000	198	\$49,500	\$2,476	176	\$26,400	\$1,320	94,248	1,214	\$251,672	\$94,248	\$345,920

**Northeast Regional Water District
User Expansion Phase 2
Post Bid Summary - 12/19/19**

	Total Funding Approved	Estimated Funds to Complete
Base Bid Plus Alternates	\$7,998,166	\$7,998,166
Change Order #1 - Funded	\$718,668	\$718,668
Additional Users Waitlist	\$0	\$997,383
SUBTOTAL CONSTRUCTION COSTS:	\$8,716,833	\$9,714,216
Crop Reimbursement/Archeological	\$843,500	\$872,784
Engineering (Preconstruction and Easements)	\$743,000	\$743,000
Engineering (RPR) (Construction Period and Post Construction)	\$1,170,000	\$1,170,000
SUBTOTAL NON-CONSTRUCTION COSTS:	\$2,756,500	\$2,785,784
TOTAL ESTIMATED PROJECT COST =	\$11,473,333	\$12,500,000